



ROYAL OAK INTERNATIONAL SCHOOL
SR. SEC. CBSE AFFILIATED (SESSION 2026-27)
HOLIDAY HOME WORK
Class - III



Please note the following :

- **Summer Break: - 18th May 2026(Monday) till 30th June 2026(Tuesday).**
 - **The School re-opens :- 1st July, 2026(Wednesday)**
 - **Schedule for the submission of HHW is as follows:**

English	: 2.7.26 (Thursday)
Hindi	: 3.7.26 (Friday)
Maths	: 6.7.26 (Monday)
EVS	: 7.7.26 (Tuesday)
 - ❖ **For Computer, Gk, Art & Craft (2nd week of July) dates will be given in the classes only by the subject teachers.**
 - ❖ **Summer HHW -5marks will be added as an Activity marks in Term - I**
- Wishing you all a very fruitful and enjoyable vacations.**



For the parents

"Holidays are not just a break from work; they're a chance to reconnect—with yourself, with others, and with the world around you."


As we embrace this vacation period, let's take a moment to

Relax, Reflect, and Recharge!

D / P

Namaste! 🙏

A vacation is a wonderful chance for children to explore the world beyond textbooks. Remember — nothing is more powerful for their future than being a gatherer of good ideas and information. That's called doing your homework.



HERE'S A LIST OF MEANINGFUL ACTIVITIES YOU CAN ENJOY TOGETHER AS A FAMILY



Practice simple yoga routines



Promote healthy habits.



Ensure proper hydration and nutrition



Help them to complete their holiday homework on time.



Encourage children to read text books and story books aloud regularly



Develop the habit of conversing in English at home.



Read newspapers with your children



Involve children in household chores



Spend quality time together.



Explore informative TV channels together



Engage in creative activity



Limit screen time



LET THIS VACATION BE A TIME OF JOYFUL LEARNING, HEALTHY LIVING, AND STRONG FAMILY CONNECTIONS.
★ WISHING YOU A HAPPY AND ENRICHING HOLIDAY SEASON! ★



✦ IMPORTANT:

Please ensure that your child revises all the lessons covered in April and May for all subjects to stay in touch with their academic progress.


HAPPY VACATIONS!



TEAM ROIS


STATE : MAHARASHTRA



Maharashtra is one of the largest and most developed states in India. Its capital is Mumbai, which is also known as the financial capital of India. Maharashtra has a rich culture of music, dance, food, and literature. Popular foods include vada pav, pav bhaji, puran poli, and misal pav. It is one of India's strongest economic states with industries like finance, IT, agriculture, manufacturing, and entertainment.

Subjects	Topic	Types of Activities
English	News Bulletin 	<ul style="list-style-type: none"> • Make a newspaper titled- My Maharashtra Bulletin. Write small article in it on Maharashtra's famous festival, celebrity/ legend, food and lifestyle. Use pictures and borders to make your newspaper attractive. (Use A3 sheet). • Make a beautiful chart on noun and its types which depicts the essence of Maharashtra. Use relevant pictures and give border to your work to make it more attractive.
Hindi	वेशभूषा	<p>* महाराष्ट्र की वेशभूषा का एक सुंदर सा कोलाज बनाएं (A3 शीट पर) * शब्द निर्माण - पृष्ठ संख्या 12 से 23 अपनी पुस्तक में करें * अपनी पुस्तक "शब्द निर्माण", "साहित्य प्रकाश भाग 1" और "व्याकरण भाग 1" के कक्षा में करवाए गए कार्य को याद करें और उसके आधार पर दी गई अभ्यास पत्रिका का प्रिंट निकाल कर उसे पूरा करें।</p>
Maths	Landmarks	<p>Draw or paste pictures of any 5 famous landmarks or forts of Maharashtra such as Gateway of India, Raigad Fort etc. and write their heights (in metres).</p> <ul style="list-style-type: none"> • Arrange the heights in ascending and descending order, write the number names for each height • Find the total of any two heights and the difference between the tallest and shortest landmark • Identify which is tallest and shortest • Create your own word problem using any two heights and solve it. • Make your work creative by colouring the landmarks, adding Warli-style borders . Also write 2–3 lines about what you learnt from this activity. <p><i>Do each activity on the separate pages of the Scrap book. Learn tables from 2 to 10 and revise all the chapters done in the class.</i></p>

Subjects	Topic	Types of Activities
EVS	Maharashtra "The Land of Greatness"	<p>1. Take three A-4 size sheets Sheet-1: Map of India (Paste a political map of India. Outline the Maharashtra state with red sketch pen. Mark the capital Mumbai with a star). Sheet -2: write and decorate information about three meals commonly taken by people of Maharashtra 1. Breakfast 2. Lunch 3. Dinner Also include picture of dish and one healthy fact about the meal. Make a beautiful folder and arrange the sheets in it.</p> 
G.K	Festivals of Maharashtra	<p>Festival Wheel: Create a rotating wheel made of cardboard that shows different festivals (like Ganesh Chaturthi and Gudi Padwa etc) as you spin it and explain about it.</p> 
Computer	Favorite Things and Places	<p>Open MS Word and type a short paragraph on: ☞ "Maharashtra" favorite things, places and insert images also. Apply the following features: Make the heading Bold :-</p> <ul style="list-style-type: none"> • Use Italic for 2 lines and Underline any 2 important words • Change Font Size (heading bigger than paragraph) • Change Font Colour (use any 2 colours) • Use Alignment: Heading → Center Paragraph → Left or Justify <p>Take a printout of your MS Word work and paste in computer notebook.</p> <p>Do page no. 37 in the book.</p>

<p>Art & Craft</p>	<p>Pen Holder</p>	<p>Make one pen Holder by using Cardboard, any waste container, colours, clay, decorative materials etc.</p> <p>For Reference:</p> 
-------------------------------	-------------------	---

HAVE A FUN FILLED VACATION!

