

Have and Has Worksheet



Ia new bag.

She.....a dog.



Shea pencil.

Johna big house.



Youa sister.

Theypets.



Ia headache.

Choose the correct pronoun and write it on the line.

He She It They

1. ____ is a palm tree.



2. ____ play in the hay.



3. ____ can make pancakes.



4. ____ go to school together.



5. ____ has a big hat.



6. The elephant will not get wet.
____ has a red umbrella.



7. ____ is a doctor.



8. ____ likes to ride the bike.



9. ____ keep the garden clean together.



am, is and are

Fill in the blanks with am, is or are.

1. We _____ watching television.
2. Rohit _____ a strong boy.
3. It _____ eight o'clock now.
4. She _____ a taxi driver.
5. Cats and dogs _____ pet animals.
6. You _____ late again.
7. My brother _____ a waiter.
8. We _____ good children.
9. My brother and I _____ in the same class.
10. Tom and Jerry _____ cartoon characters.
11. They _____ my parents.
12. He _____ our good neighbour.



I _____ in Grade 1.

Delhi Public School Dhanbad

Class 1 Computer Assignment August 23

Name _____ . Class /Sec _____ .

1. Answer the following:-

a. Which part of computer is called it's brain?

b. Write any two things you can do on a computer.

c. Name two natural things.

d. Which body part do we use to write on a paper?

e. Which key is used to erase anything that we type by mistake?

2. Fill in the blanks using the given words.

Softly, numbers, letters, mistakes, sizes,

- a. Computers come in different
- b. Computer never makes
- c. A keyboard is used to type
..... and symbols.
- d. We should press the keys

3. Write T for true and F for False.

- a. A mouse has a screen like TV.
- b. Vehicles helps us to travel places.
- c. We use a television to solve sums.
- d. A computer is made up of many parts.
- e. A camera helps us to take photographs.

4. Match the following.

- | | |
|-------------|----------|
| a. solve | pictures |
| b. keyboard | games |
| c. Draw | type |
| d. Play | movies |
| e. watch | sums |

5. Tick the correct answer.

- a. The longest key on the keyboard is (Enter key /space bar).
- b. There are (ten / five) number keys on the keyboard.
- c. We use a (keyboard / mouse) to draw pictures on a computer.
- d. A computer works very (fast/slow).
- e. A computer is a (natural / manmade) thing.


6. Complete the names of these machines.


- a. M__B I__E
- b. C__M__R__
- c. W__T__H
- d. C__R

Activity – Computer Keyboard


Color the computer keyboard as per given below.


Alphabet keys - 

Spacebar - 

Arrow keys - 

Function keys - 

Number keys - 

Enter key - 



Delhi Public School, Dhanbad

Maths Assignment (August 2023-24)

Name _____ Class – 1 Sec _____

1) Subtract the following :-

$$\begin{array}{r} \text{T} \quad \text{O} \\ 0 \quad 0 \\ 3 \quad 7 \\ -1 \quad 8 \\ \hline \end{array}$$

$$\begin{array}{r} \text{T} \quad \text{O} \\ 0 \quad 0 \\ 4 \quad 2 \\ -2 \quad 8 \\ \hline \end{array}$$

$$\begin{array}{r} \text{T} \quad \text{O} \\ 0 \quad 0 \\ 5 \quad 3 \\ -2 \quad 4 \\ \hline \end{array}$$

$$\begin{array}{r} \text{T} \quad \text{O} \\ 0 \quad 0 \\ 5 \quad 8 \\ -1 \quad 9 \\ \hline \end{array}$$

$$\begin{array}{r} \text{T} \quad \text{O} \\ 0 \quad 0 \\ 6 \quad 7 \\ -4 \quad 8 \\ \hline \end{array}$$

$$\begin{array}{r} \text{T} \quad \text{O} \\ 0 \quad 0 \\ 5 \quad 7 \\ -2 \quad 6 \\ \hline \end{array}$$

2) Put >, < or = in the boxes.

a) 47 74

d) Sixty five Fifty Six

b) 82 28

e) Ninety Two Ninety Two

c) 90 90

f) Eighteen Twenty

3) Fill in the blanks.

a) $0+28 =$ _____.

b) 4 tens and 9 ones is _____.

c) $18-0 =$ _____.

d) $83 =$ _____ tens and _____ ones.

e) $76 =$ _____ tens and _____ ones.

f) The number name for 63 is _____.

g) The number before 57 is _____.

h) The number after 96 is _____.

i) The number between 82 and 84 _____.

4) Add the following :-

$$\begin{array}{r} \text{T} \quad \text{O} \\ 0 \\ 2 \quad 9 \\ +1 \quad 2 \\ \hline \end{array}$$

$$\begin{array}{r} \text{T} \quad \text{O} \\ 0 \\ 4 \quad 8 \\ +3 \quad 7 \\ \hline \end{array}$$

$$\begin{array}{r} \text{T} \quad \text{O} \\ 0 \\ 4 \quad 6 \\ +1 \quad 4 \\ \hline \end{array}$$

$$\begin{array}{r} \text{T} \quad \text{O} \\ 0 \\ 6 \quad 3 \\ +1 \quad 7 \\ \hline \end{array}$$

$$\begin{array}{r} \text{T} \quad \text{O} \\ 0 \\ 4 \quad 4 \\ +2 \quad 9 \\ \hline \end{array}$$

$$\begin{array}{r} \text{T} \quad \text{O} \\ 0 \\ 5 \quad 6 \\ +2 \quad 7 \\ \hline \end{array}$$

5) Arrange the numbers in descending order.

23 2 63 1	<input type="text"/> <input type="text"/> <input type="text"/> <input type="text"/>
54 28 62 12	<input type="text"/> <input type="text"/> <input type="text"/> <input type="text"/>
47 64 49 79	<input type="text"/> <input type="text"/> <input type="text"/> <input type="text"/>
59 78 9 86	<input type="text"/> <input type="text"/> <input type="text"/> <input type="text"/>
13 31 97 94	<input type="text"/> <input type="text"/> <input type="text"/> <input type="text"/>
45 68 42 50	<input type="text"/> <input type="text"/> <input type="text"/> <input type="text"/>

6) Arrange the numbers in ascending order.









(47) (4) (66) (94) (12)	<input type="text"/> <input type="text"/> <input type="text"/> <input type="text"/> <input type="text"/>
(45) (23) (53) (70) (8)	<input type="text"/> <input type="text"/> <input type="text"/> <input type="text"/> <input type="text"/>
(64) (6) (41) (18) (3)	<input type="text"/> <input type="text"/> <input type="text"/> <input type="text"/> <input type="text"/>
(77) (68) (67) (51) (7)	<input type="text"/> <input type="text"/> <input type="text"/> <input type="text"/> <input type="text"/>
(92) (28) (17) (33) (59)	<input type="text"/> <input type="text"/> <input type="text"/> <input type="text"/> <input type="text"/>
(31) (20) (17) (68) (2)	<input type="text"/> <input type="text"/> <input type="text"/> <input type="text"/> <input type="text"/>
(83) (51) (82) (53) (94)	<input type="text"/> <input type="text"/> <input type="text"/> <input type="text"/> <input type="text"/>

DELHI PUBLIC SCHOOL, DHANBAD


EVS Assignment (August) 2023

NAME _____ CLASS 1 SEC _____ Roll No. _____

1. Count each of the body parts and write in the box, how many of each you have.

I have	<input type="checkbox"/>		eyes
I have	<input type="checkbox"/>		mouth
I have	<input type="checkbox"/>		ears
I have	<input type="checkbox"/>		fingers
I have	<input type="checkbox"/>		legs
I have	<input type="checkbox"/>		arms
I have	<input type="checkbox"/>		toes
I have	<input type="checkbox"/>		nose

2. Colour the healthy foods.



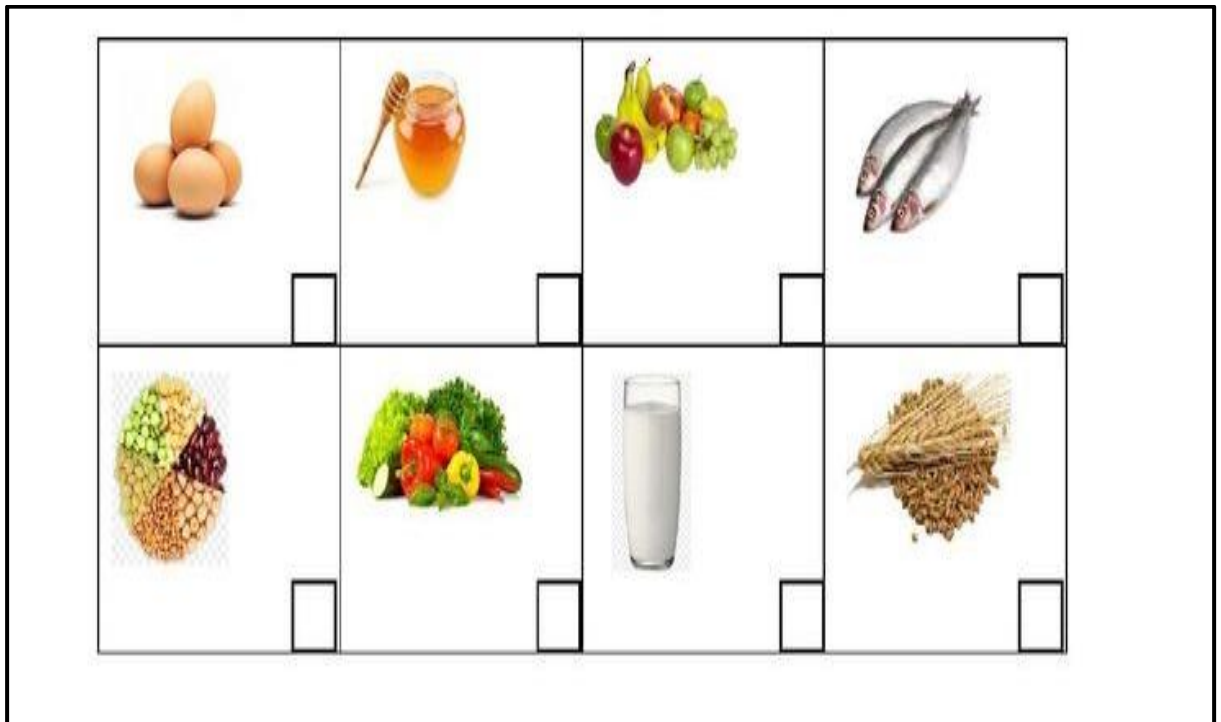
3. Match the following.

1. Independence Day	2 nd October
2. Christmas	25 th December
3. Republic day	15 th August
4. Gandhi Jayanti	Gurupurab
5. Guru Nanak's birthday	26 th January

4. Match the festivals to their pictures



5. Write **P** for foods that we get from plants and **A** for foods we get from animals.



6. Name the following.

1. Foods that give us energy

(a) _____ (b) _____ (c) _____

2. Food products made from milk

(a) _____ (b) _____ (c) _____

3. Foods that help us to grow

(a) _____ (b) _____ (c) _____

4. Food we get from plants

(a) _____ (b) _____ (c) _____

5. Foods that keep us healthy

(a) _____ (b) _____ (c) _____

DELHI PUBLIC SCHOOL, DHANBAD

HINDI MONTHLY ASSIGNMENT (AUGUST' 2023 – 24)

Name : _____ Class : 1 _____ R.no : _____

प्र1. दिए गए शब्दों के स्त्रीलिंग शब्द लिखिए –

दादा - _____

भाई - _____

मुरगा - _____

पिता - _____

बैल - _____

राजा - _____

शेर - _____


घोड़ा - _____

हाथी - _____

लड़का - _____

प्र2. चित्रों के नाम लिखें –









प्र3. मिलान करो -

हथेली
चमेली
बेलन
केतली
पेड़

प्र4. अक्षरों को मिलाकर नए शब्द बनाइए -

से	ब	सेब
	ठ	
	क	

जे	ब	जेब
	ल	
	ठ	


प्र5. सही शब्द पर ० लगाओ –




बैट नैया बैल




मैना बैटरी पैसा



बैट नैया बैल



मैना बैटरी पैसा



मैना बैटरी पैसा

प्र6. ए े या ै की मात्रा लगाकर शब्द पूरे करो –

कला

हरान

तयार

मदान

तराक

सठ

शर

शतान

बलगाड़ी

जलबी

दरनिक

बठक