

# DELHI PUBLIC SCHOOL, DHANBAD

Holiday Assignment May (2026-27)

Subject:- Environment Science

Name \_\_\_\_\_

Class- 1

Date \_\_\_\_\_

Q 1. Identify the type of family -



\_\_\_\_\_  
\_\_\_\_\_



\_\_\_\_\_  
\_\_\_\_\_



\_\_\_\_\_  
\_\_\_\_\_

Q 2. Circle the odd one out-

1. father      mother      big family      sister

2. joint family      surname      small family      big family

3. uncle      aunt      friends      cousins

4. grandfather      small family      brother      grandmother



Q 3. Complete the sentence -

I have \_\_\_\_\_ eyes.



I have \_\_\_\_\_ legs.

I have \_\_\_\_\_ nose.



I have \_\_\_\_\_ ears.

I have \_\_\_\_\_ arms.



I have \_\_\_\_\_ tongue.

I have \_\_\_\_\_ head.



I have \_\_\_\_\_ toes.

I have \_\_\_\_\_ mouth.



I have \_\_\_\_\_ fingers.

**Q 4. Write True or false-**

- 1. I have ten toes. \_\_\_\_\_
- 2. I hear the bell with my eyes. \_\_\_\_\_
- 3. I have two hands and two feet. \_\_\_\_\_
- 4. My arms and legs help me to skip. \_\_\_\_\_
- 5. I write with my legs. \_\_\_\_\_

**Q 5. Name any two-**

1). Body parts


\_\_\_\_\_

\_\_\_\_\_

2). Actions done by legs


\_\_\_\_\_

\_\_\_\_\_

 Body parts that are single in number

\_\_\_\_\_


\_\_\_\_\_



**Q 6. Circle the odd one out.**

- |     |       |         |      |       |
|-----|-------|---------|------|-------|
| 1). | cry   | jog     | hop  | jump  |
| 2). | toes  | ankle   | neck | foot  |
| 3). | eyes  | ears    | nose | touch |
| 4). | clap  | run     | hold | write |
| 5). | chest | stomach | neck | dance |

**Q 7. Draw, colour and label any two body parts-**



**DELHI PUBLIC SCHOOL, DHANBAD**  
**MONTHLY ASSIGNMENT-MAY' 2026**  
**& HOLIDAY HOME WORK**

SUBJECT-ENGLISH

CLASS : I

NAME : \_\_\_\_\_

SEC : \_\_\_\_\_

**I. Unjumble the letters to get the correct name :-**

K Y O N M E \_\_\_\_\_

R F G O \_\_\_\_\_

O L N I \_\_\_\_\_

C K E A P C O \_\_\_\_\_

P H S E E \_\_\_\_\_

N E T E P H L A \_\_\_\_\_

R E E D \_\_\_\_\_

U F B A L O F \_\_\_\_\_

II. Match the animals with their homes :-

ANIMALS

(a) Lion

(b) Bee

(c) Bird

(d) Dog

(e) Cow

(f) Goat

(g) Pig

HOMES

(i) shed

(ii) kennel

(iii) sty

(iv) pen

(v) den

(vi) hive

(vii) nest


III. Circle the naming word and draw the picture :-

I am a boy / girl	The lotus is pink
My school is beautiful	That puppy is cute

**HOLIDAY H.W.-**

**CREATIVE HANDWRITING BOOK-PAGES-11-50**

## IV. Word Tree – 'GO'



## V. Make the sentences

Balloon \_\_\_\_\_

---

Teacher \_\_\_\_\_

---



# DELHI PUBLIC SCHOOL, DHANBAD

## SUMMER HOLIDAY ASSIGNMENT

(MAY-JUNE) 2026

STD-I

NAME- \_\_\_\_\_

SEC- \_\_\_\_\_

### 1. अक्षरों को जोड़कर शब्द बनाइए ।

1. कि + ता + ब = \_\_\_\_\_

2. हि + सा + ब = \_\_\_\_\_

3. वि + मा + न = \_\_\_\_\_

4. गि + ला + स = \_\_\_\_\_

5. शि + का + र = \_\_\_\_\_

6. लि + बा + स = \_\_\_\_\_


7. टि + क + ट = \_\_\_\_\_

8. नि + क + ट = \_\_\_\_\_

9. मि + न + ट = \_\_\_\_\_

10. कि + सा + न = \_\_\_\_\_

2. चित्र देखो, समझो और लिखो ।



घास दूध ताकत सींग चार

१. गाय हमें \_\_\_\_\_ देती है ।
२. गाय का दूध शरीर को \_\_\_\_\_ देता है ।
३. गाय \_\_\_\_\_ खाती है ।
४. गाय के दो \_\_\_\_\_ होते है ।
५. गाय के \_\_\_\_\_ पैर होते है ।

3. शब्द पढ़ कर चित्र बनाओ ।

I) टब

II) माला

III) घर

IV) दिल

V) आम

VI) बटन

VII) सड़क

4. नीचे दी गई कविता को ध्यान से पढ़कर खाली स्थान भरो ।



पेड़ हमारे दोस्त हैं,  
हमको छाया देते हैं।  
पक्षी इनके घर में रहते,  
सबको खुशियाँ देते हैं।

- हमारे दोस्त कौन है ? \_\_\_\_\_
- पेड़ हमें क्या देते हैं ? \_\_\_\_\_
- पक्षी कहाँ रहते हैं ? \_\_\_\_\_

## 5. वाक्य बनाओ ।

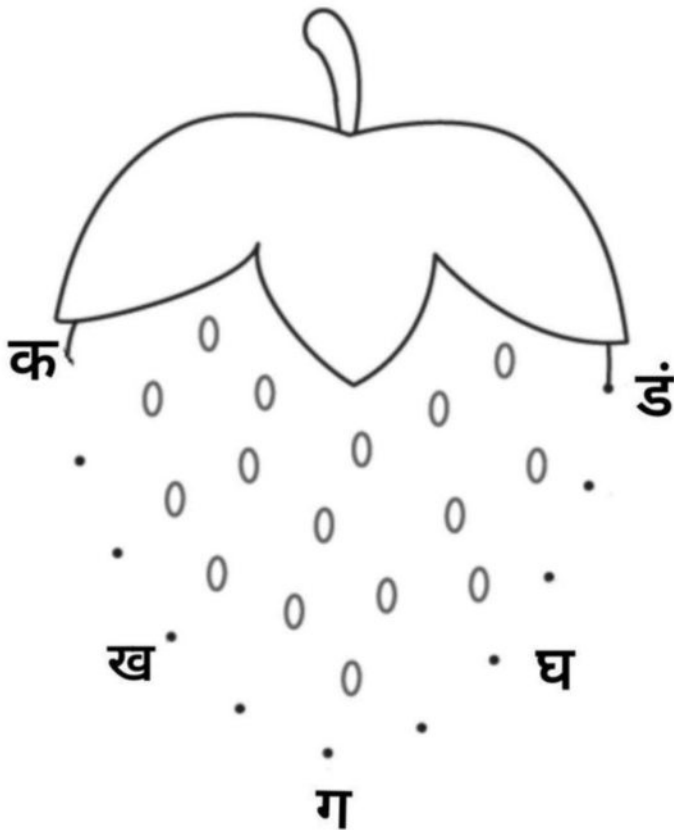
I) आम - \_\_\_\_\_

II) ताला- \_\_\_\_\_

III) छाता - \_\_\_\_\_

IV) कमल- \_\_\_\_\_

## 6. बिंदुओं को जोड़ें एवं रंग भरे ।



**DELHI PUBLIC SCHOOL, DHANBAD**  
**COMPUTER HOLIDAY ASSIGNMENT '26 ( MAY )**  
**CLASS 1**

Name - \_\_\_\_\_ Sec - \_\_\_\_\_

**A.** Identify and match each computer term.



monitor



keyboard



printer



CPU



mouse




# PARTS OF A COMPUTER



B. Tick (✓) the correct answer.

1.



Which part is used to see pictures and videos?



Monitor

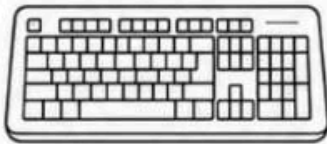


Mouse



Keyboard

2.



Which part is used to type letters and numbers?



Keyboard



Monitor



Speaker

3.



Which part is called the brain of the computer?



CPU



Printer



Mouse

4.



Which part is used to move the pointer on the screen?



Mouse




Keyboard



Monitor

5.



Which part gives sound?



Keyboard

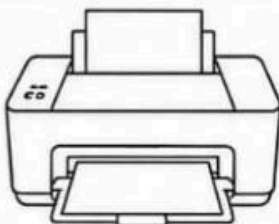


Speakers



Monitor

6.



Which part is used to print papers?



Printer

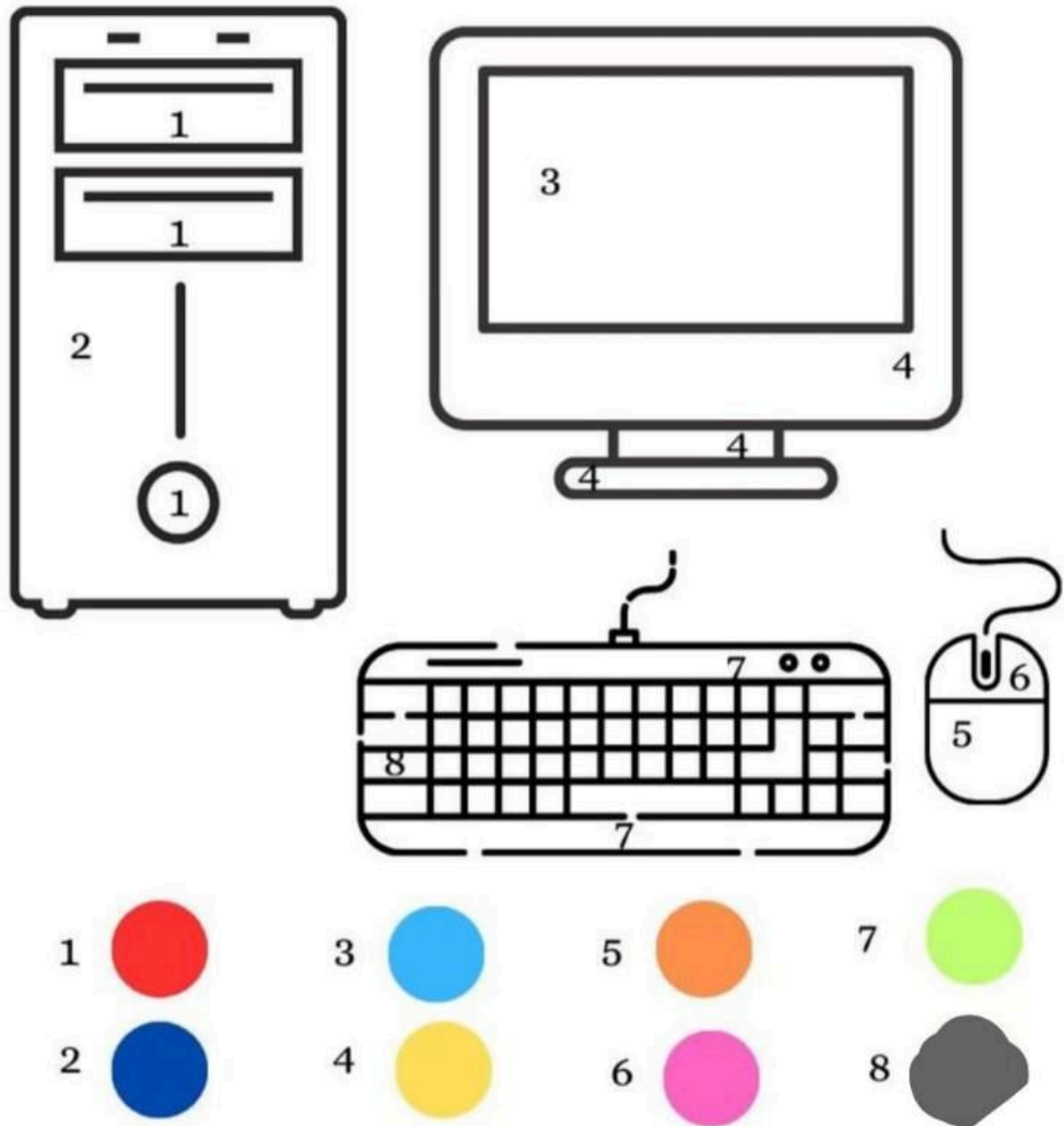


Mouse



Monitor

C. Colour the different parts of the computer according to the given colour code.



**Note - Draw the different parts of the computer in your Computer Lab Manual Copy.  
Monitor , CPU , Mouse , Printer , Keyboard , Speakers.  
Also label the different parts nicely.**

**DELHI PUBLIC SCHOOL, DHANBAD**

**SUMMER HOLIDAY ASSIGNMENT**

(MAY-JUNE) 2026

**CLASS - 1**


**NAME - \_\_\_\_\_**

**SECTION - \_\_\_\_**



**Colour the Yummy Ice Cream**



# Colour the Juicy Watermelon



# Colour the King of Fruits – Mango



**Homework**  
to be done in the  
scrapbook:

- Make a **Fruit Collage** in your scrapbook.
- You can take help from the reference picture given below.
- Use colourful materials and be creative!



# Delhi public school

## English Assignment

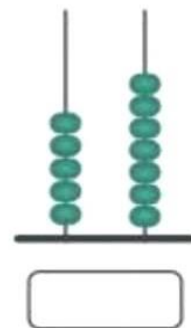
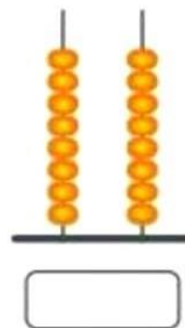
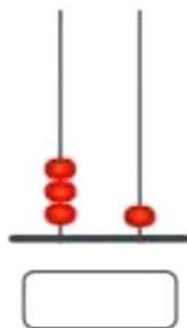
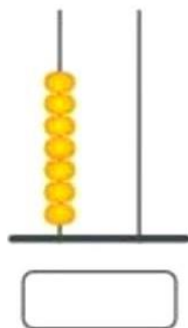
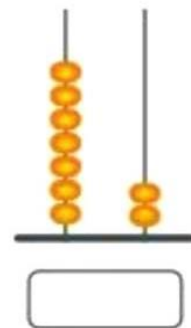
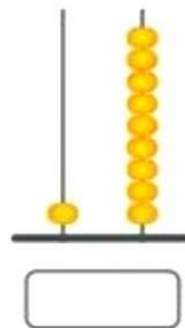
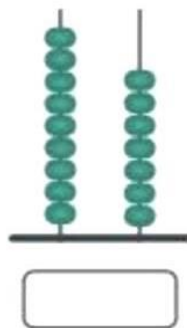
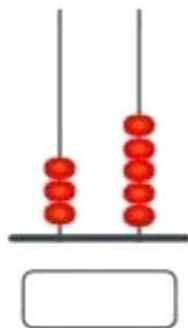
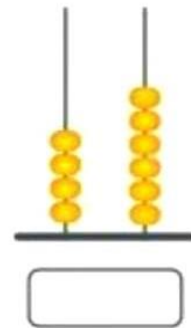
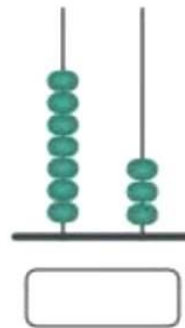
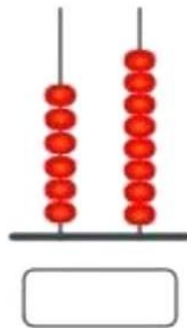
(Summer Holiday Assignment) 2026

Class :- 1

Name : ..... Sec. : .....

1.

Count the Balls and fill the box



# Place Value



Fill in the number of tens and ones.

$$91 = \boxed{\phantom{00}} \text{ Tens } \boxed{\phantom{00}} \text{ Ones}$$

$$38 = \boxed{\phantom{00}} \text{ Tens } \boxed{\phantom{00}} \text{ Ones}$$

$$45 = \boxed{\phantom{00}} \text{ Tens } \boxed{\phantom{00}} \text{ Ones}$$

$$66 = \boxed{\phantom{00}} \text{ Tens } \boxed{\phantom{00}} \text{ Ones}$$

$$87 = \boxed{\phantom{00}} \text{ Tens } \boxed{\phantom{00}} \text{ Ones}$$

$$58 = \boxed{\phantom{00}} \text{ Tens } \boxed{\phantom{00}} \text{ Ones}$$

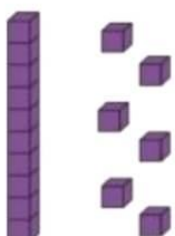


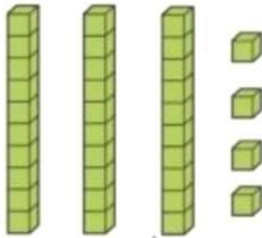
3.

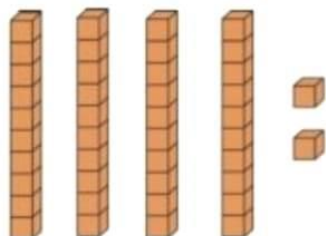
How many tens and ones?

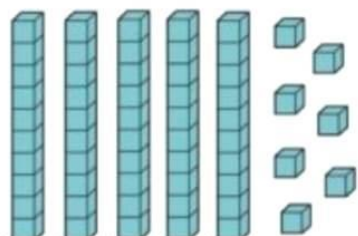
[www.pinterest.com/revitachandra](http://www.pinterest.com/revitachandra)

	tens	ones	number
	2	8	28

	tens	ones	number

	tens	ones	number

	tens	ones	number

	tens	ones	number

4.

Draw beads to show the given number on each abacus

28      39      56

68      72      84



5. Write the biggest number in the Centre

