

DELHI PUBLIC SCHOOL, DHANBAD

MATHS HOLIDAY ASSIGNMENT (MAY & JUNE 2024 – 25)

Name : _____ Class : 1 _____ Roll No : _____

Q1. Fill in the missing numbers :-

23	24		26		28		30
----	----	--	----	--	----	--	----

45		47		49		51	
----	--	----	--	----	--	----	--

73	74		76			79	
----	----	--	----	--	--	----	--

29		31		33			
----	--	----	--	----	--	--	--

18			21				25
----	--	--	----	--	--	--	----

90				94		96	
----	--	--	--	----	--	----	--

13		15			18		
----	--	----	--	--	----	--	--

92				96			
----	--	--	--	----	--	--	--

3						9	
---	--	--	--	--	--	---	--

Q2. Count the number of objects in each set and circle the correct numeral :-



9 2 1



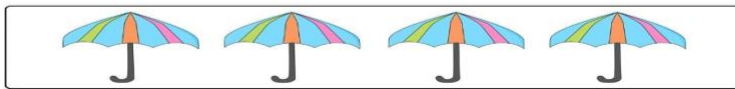
8 4 3



7 5 6




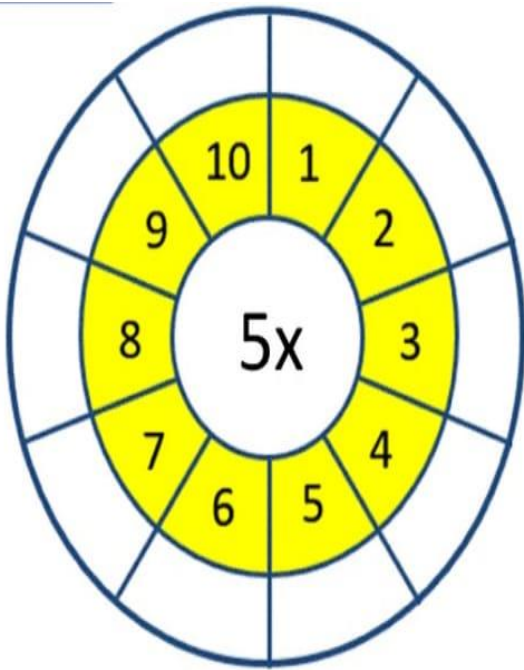
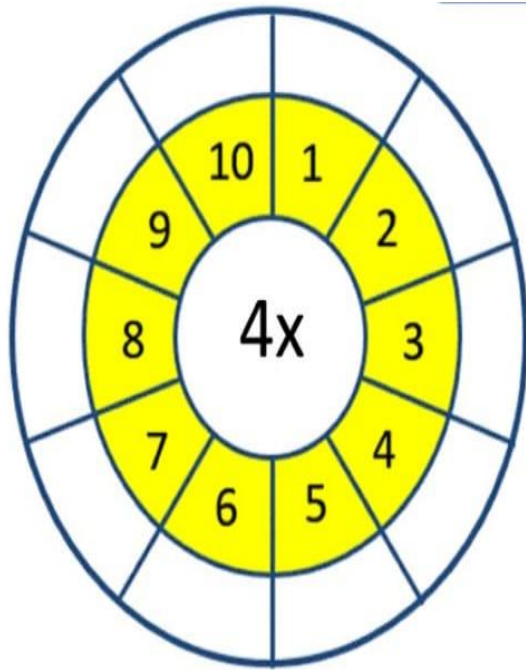
2 3 1







4 7 8



Q3. Complete the tables :-



$3 \times 1 =$	$3 \times 7 =$
$3 \times 2 =$	$3 \times 8 =$
$3 \times 3 =$	$3 \times 9 =$
$3 \times 4 =$	$3 \times 10 =$
$3 \times 5 =$	
$3 \times 6 =$	







 $2 \times 1 =$ 



 $2 \times 7 =$ 



 $2 \times 2 =$ 

 $2 \times 8 =$ 



 $2 \times 3 =$ 

 $2 \times 9 =$ 

 $2 \times 4 =$ 

 $2 \times 10 =$ 

 $2 \times 5 =$ 

 $2 \times 6 =$ 



Q4. Match the following :-



● rectangle



● triangle



● circle

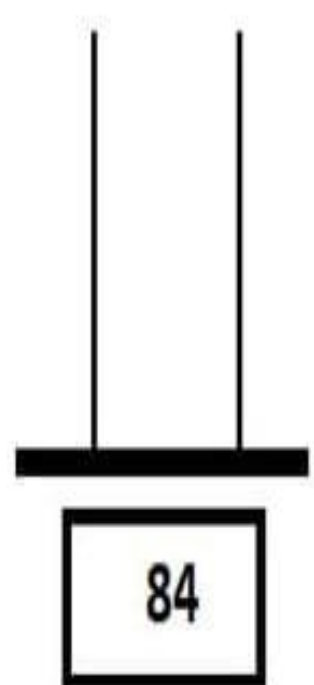
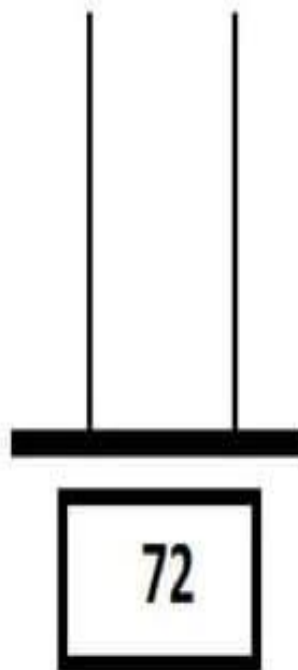
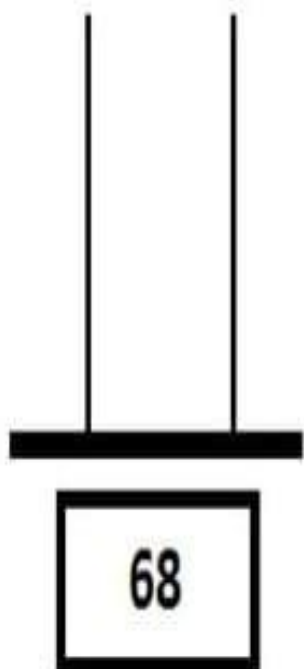
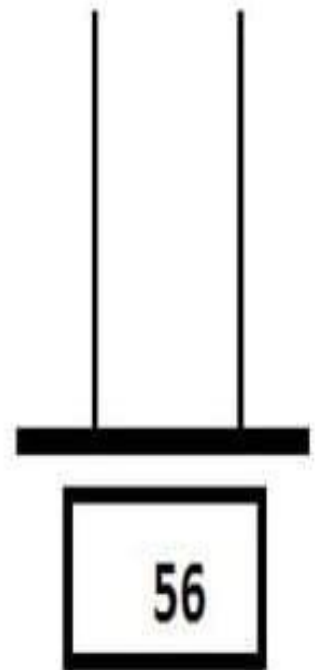
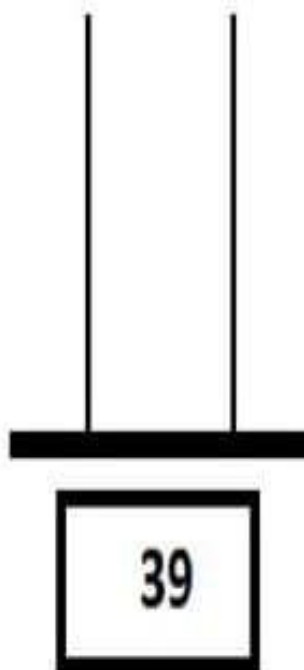
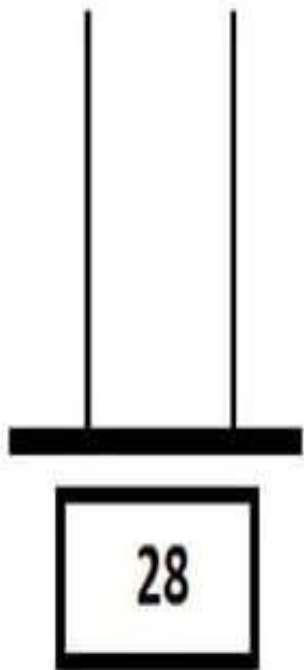


● square

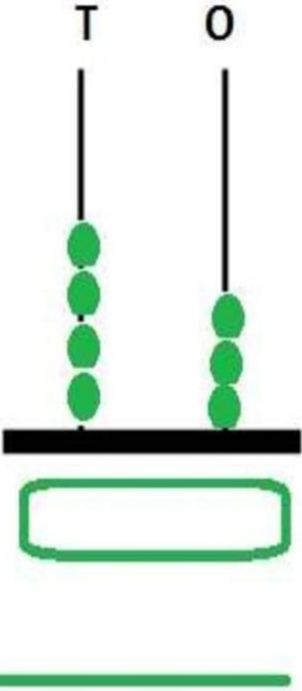
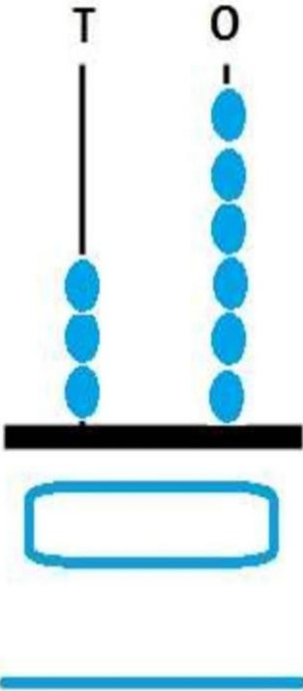
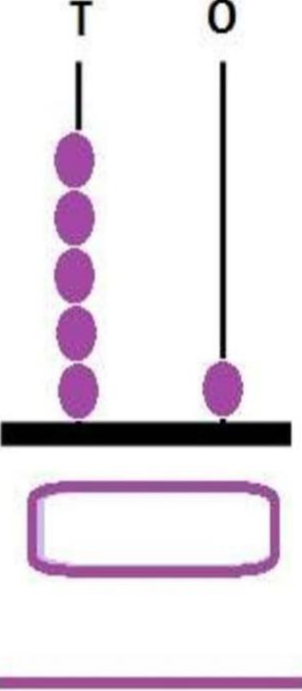
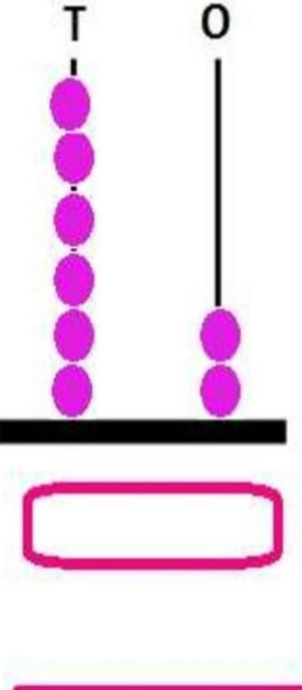

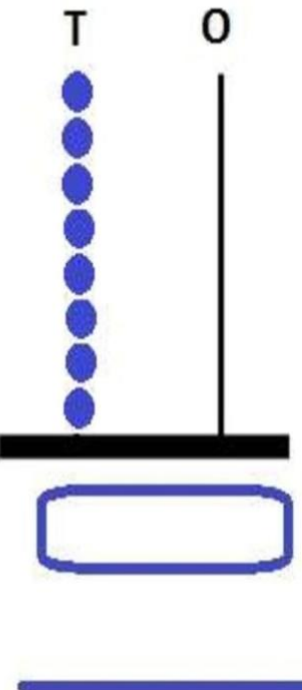


● star

Q5. Draw the beads on the abacus to show the given numbers :-



Q6. Count the beads and write the numerals :-

Note -

Learn the Number names from 1 to 20

Learn the Tables from 2 to 5

DELHI PUBLIC SCHOOL
ENGLISH ASSIGNMENT OF
MAY & JUNE ALONG WITH
HOLIDAY HOMEWORK

STD-I

- I. Re-arrange the words and write in correct order :-
a) Table/book/the/on/is/the

- b) an/ Ice-cream/Priya/loves/have/to

- c) play/friends/ i/ with my

- d) family/love/my/ i

II. Arrange the words in the correct alphabetical order :

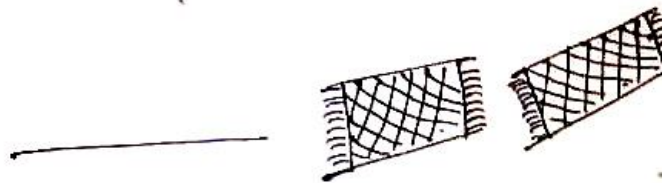
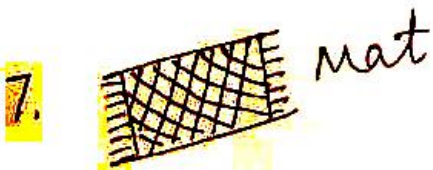



Cap, fruit, desk, zebra,
giraffe, ribbon, ballon,
eagle, toy, aeroplane.

1.	2.
3.	4.
5.	6.
7.	8.
9.	10

III. Change the naming words into many by adding 'S'.

ONE

MANY



IV. Fill in the missing letters and colour the pictures :


f _ a _ i l



t _ b l _



s _ n




b _ g



g l _ s _



st _ _ _



- CREATIVE HANDWRITING

Complete till page number-50

- ENHANCE READING SKILLS

NEW BUZZWORD READER BOOK

PAGES-1-10.

Practice reading daily and also learn difficult words.

- SCRAP BOOK

PASTE PICTURES (WITH VOWELS)

a, e , i, o, u. - (5)

PASTE PICTURES (WITH CONSONANTS)

You can make your activity creative by putting your own ideas.

V. Complete the words with double letters :

bb, tt, ss, ee, ll, gg, oo, pp

r u _ _ e r

d _ _ r

e _ _

b u _ _

g l a _ _

r a _ _ i t

b u _ _ e r

a _ _ l e

s l l _ _ e r s

h a _ _ y

w _ _ k

l e _ _

f _ _ t

b _ _ k

y e _ _ o w

DELHI PUBLIC SCHOOL, DHANBAD

EVS Holiday Assignment (MAY & JUNE) 2024-25

CLASS – 1

NAME - _____ SEC _____

I) Fill in the blanks:-


- a. Some people are dark, others are _____.
- b. Some people are short, others are _____.
- c. Some people have blue eyes, others have _____ eyes.
- d. _____ consists of people related to each other.
- e. _____ are the children who have same parents.
- f. _____ families have parents and more than two children.

II) Tick the odd one out:-

- 1) SUN, MOON, CHAIR, EARTH.
- 2) TOY, BAG, CLOCK, WATER.
- 3) BEAR, FOOD, AIR, WATER.
- 4) NUCLEAR, JOINT, LARGE, FIVE.
- 5) UNCLE, GRANDMOTHER, SISTER, MOTHER.

III) Make a FAMILY TREE in your scrap book stick pictures of your Family member.

Let's name the body parts!



nose

eye

hair

neck

ear

hand

leg

knee

foot

mouth

arm

stomach

PARTS OF BODY

Match each part with their names.



• Leg •



• Eyes •

• Ear •



• Hand •



• Lips •




• Hair •



• Nose •



• Arm •



BODY PARTS

WORD SCRAMBLE

1.ehad

2.eots

3.hria

4.neek

5.eey


6.hnad

7.rea

8.ootf

9.rma

10.egunto



VII) Draw and colour one pictures of each:-

1. Living thing, non living thing, manmade thing and natural thing.

DELHI PUBLIC SCHOOL, DHANBAD



(MAY + JUNE) HINDI HOLIDAY ASSIGNMENT 2024-25

Name

Class 1

Sec

(क) चित्र पहचान कर उनके नीचे बोलना / सुनना / लिखना या पढ़ना लिखें।

(ख) पहला वर्ण बदलकर तथा नए वर्ण चुनकर नए शब्द बनाओ। जैसे— रथ—नृथ

1) हृवन	5) रक्षा	ग ध क आ फ ग क प
2) व्राय	6) ज़ाम	
3) कुमला	7) नृल	
4) लाला	8) मुन	

(ग) आ (ा) की मात्रा से वाक्य बनाओ ।

1) गाजर →

.....
.....

2) बादल →

.....
.....

3) आठ →

.....
.....









4) काला →

.....
.....

5) जाम →

.....
.....

(घ) रेखा खींचकर पशु-पक्षियों को उनकी सही बोली से मिलाइए ।

1)		म्याऊँ- म्याऊँ
2)		बाँ-बाँ
3)		चूँ-चूँ
4)		काँव-काँव
5)		भाँ-भाँ
6)		में-में
7)		टर्र-टर्र
8)		टें-टें

(ड.) टोकरी में दिए गए स्वरों और व्यंजनों को अलग-अलग करें।

स्वर

.....

.....

.....

.....



व्यंजन

.....

.....











.....

.....

(च) मिलता-जुलता शब्द लिखें।

1)	फल, कल
2)	आम, जाम
3)	मटका, झटका
4)	तन, मन
5)	काला, बाला

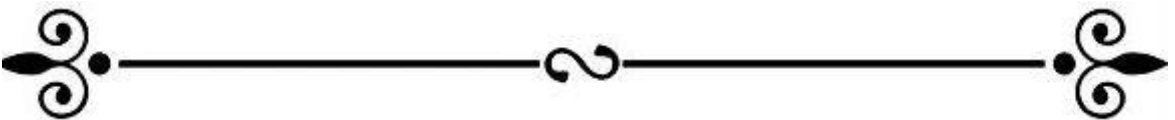
(छ) चित्रों का नाम लिखकर वाक्य पूरे कीजिए।

1.  _____ खा।
2.  _____ बजा।
3.  _____ का दाना खा।
4.  _____ का काम कर।
5. बाजार जाकर  _____ ला।
6. कमला  _____ साफ कर।
7.  _____ पढ़।
8.  _____ पर चढ़।
9. कमला  _____ चख।
10.  _____ चल।

❖ सुगंधा हिंदी पाठ्यपुस्तक (Page No. 10-15) पठन-पाठन का अभ्यास करें।

❖ कठिन शब्द याद करें।

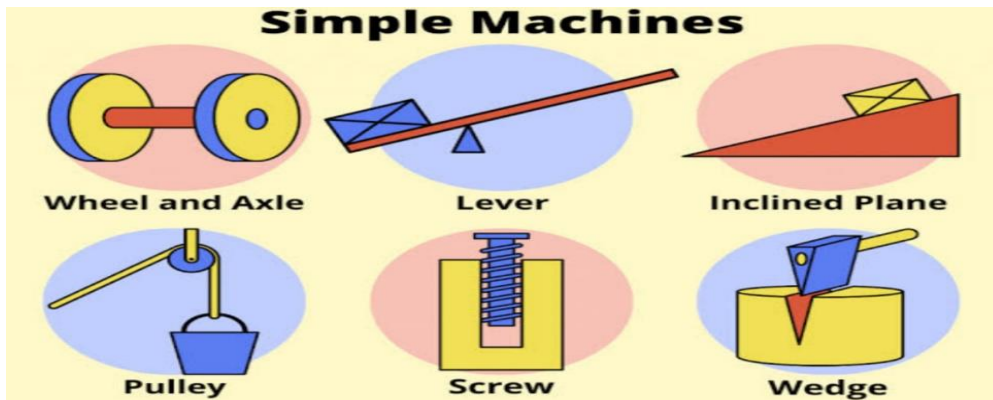
❖ हिंदी सुलेख (Page No. 40) तक पूरा करें।



DELHI PUBLIC SCHOOL, DHANBAD

COMPUTER HOLIDAY ASSIGNMENT(MAY & JUNE)2024-2025

NAME _____ CLASS – 1 _____ ROLL NO. _____



Hey kids! Are you ready for a fun assignment?

You can become scientists and create awesome simple machines like inclined planes, levers, wedges, pulleys, and more, using your old toys or things you no longer use.

Take photos as you build your chosen machines and put together a beautiful collage in your computer project copy.

Make sure to write down simple steps for your cool creations!

Don't forget to decorate your photo collage and do some nice research too.

Here is an example of PULLEY ↓, you can make your choice of machine.



1. Filling in the blanks:-

monitor mouse keyboard CPU

1. The _____ controls the computer.
2. The _____ shows what is being done on the computer.
3. We can move the pointer on the screen using the _____.
4. We can enter letters and numbers into the computer using the _____.

2. Match:

Computer parts


Name



Mouse



CPU



Monitor