



Delhi Public School, Dhanbad  
English Monthly Assignment (December)

Name \_\_\_\_\_ Class & Sec- Nursery/\_\_\_\_\_

1. Trace and write cursive *i- t*

*i*     *i*     *i*     *i*     *i*

*i*

*j*     *j*     *j*     *j*     *j*

*j*

*k*     *k*     *k*     *k*     *k*

*k*

*l*     *l*     *l*     *l*     *l*

*l*

CS Scanned with CamScanner

m m m m m

m

n n n n n

n

o o o o o

o

h h h h h

h

q q q q q

q

u u u u u

u



s s s s s

s

t t t t t

t

2. Match the 'e' sound words.



bed

hen

jet

leg

net

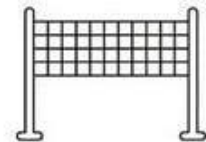

pen

pet

ten

vet

web



10





### 3. Circle the matching lowercase letters
















Look at the first letter. Find and circle the matching lowercase letter in each row.

a	h	c	n	o	s	a	k	u
b	l	z	a	b	c	t	u	y
c	a	d	f	l	u	w	b	c
d	m	j	f	a	c	r	g	d
e	c	d	h	e	s	y	p	o
f	e	z	n	y	o	k	x	f
g	p	q	j	g	f	x	m	b

### 4. Circle the picture and write the first letter

## BEGINNING SOUNDS

Circle the pictures that start with the same beginning sound then write the uppercase letter that makes that sound in the box.



1.				<input type="text" value="C"/>
2.				<input type="text"/>
3.				<input type="text"/>
4.				<input type="text"/>
5.				<input type="text"/>

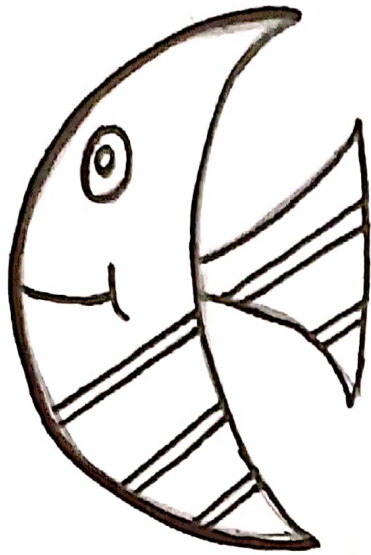
Delhi Public School, Dhanbad  
Drawing Assignment, December.  
Class: Nursery.

Name :-


Rec :-

See, Draw and colour.






C




D

III



II





# Delhi Public School, DHANBAD

## December Assignment-GK Class- Nursery

Name-

Section-

Q: Join transport pictures to its correct type.



Land



Water













Air



See the picture below and  
cut and paste it in the  
correct place

**CLASSIFY THE FRUITS AND VEGETABLES**

<b>FRUITS</b>	<b>VEGETABLES</b>

<b>Banana</b> 	<b>Broccoli</b> 	<b>Pear</b> 	<b>Tomato</b> 	<b>Orange</b> 
<b>Avocado</b> 	<b>Pineapple</b> 	<b>Potato</b> 	<b>Strawberry</b> 	<b>Cucumber</b> 
<b>Onion</b> 	<b>Grapes</b> 	<b>Cherry</b> 	<b>Corn</b> 	<b>Mango</b> 

**DRAW A LINE AND MATCH THE FRUITS AND VEGETABLES WITH THEIR COLORS.**



Tomato



lime



Eggplant



orange




banana



blueberry

Circle the fruits. Draw a square around vegetables.





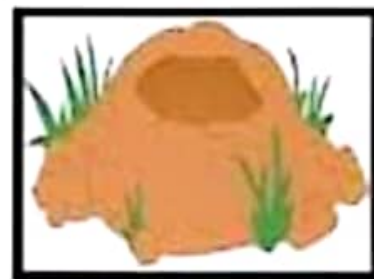
Identify the animals and take them to their homes:



Coop



Aquarium



Burrow



Kennel






Tree






Den



Q: Look at the pictures below and tell which type of transport is this, Circle "L" for Land, "W" for Water and "A" for Air transport:

ship 	car 	rocket 
L / W / A	A / L / W	W / A / L

bus 	aeroplane 	submarine 
W / A / L	W / L / A	A / L / W

speed boat 	truck 	hot air balloon 
A / L / W	L / A / W	L / W / A

(1)

Delhi Public School, Okhla

December Assignment '2023

Name: \_\_\_\_\_

Class: Nursery

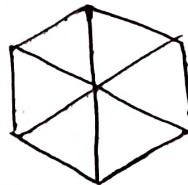


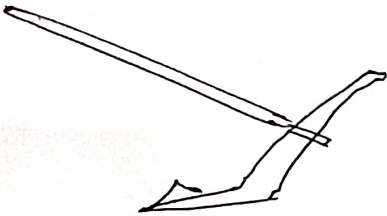
Sub: Hindi

Sec: \_\_\_\_\_


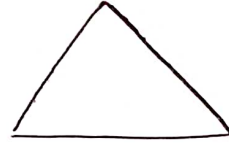







1. क से ज तक लिखी :-

_____	_____	_____	_____	_____
_____	_____	_____	_____	_____
_____	_____	_____	_____	_____
_____	_____	_____	_____	_____
_____	_____	_____	_____	_____
_____	_____	_____	_____	_____
_____	_____	_____	_____	_____
_____	_____	_____	_____	_____

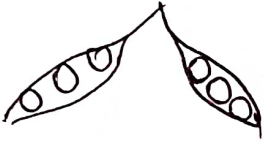
2. चित्र पहचानकर उसका प्रथम वर्ण लिखिए :-



contd.:



3. चित्र पहचानकर सही वर्ण पर गोलूा ○ लगाइए :-



प फ म



भ म प




द थ न



ख क फ



स भ फ



दू त थ



म न भ



म न भ




प फ म

# Delhi Public School, Dhanbad

## Nursery Maths Monthly Assignment (Dec)

Name: \_\_\_\_\_ Sec: \_\_\_\_\_

1. Join the dots and complete the figure.





**2. Fill in the Missing Numbers:**

35 \_\_\_\_\_ 38 \_\_\_\_\_

21 \_\_\_\_\_ 25 \_\_\_\_\_

44 \_\_\_\_\_ 49 \_\_\_\_\_

55 \_\_\_\_\_ 57 \_\_\_\_\_ 59 \_\_\_\_\_

16 \_\_\_\_\_ 20 \_\_\_\_\_

**3. Count and write:**

The image shows a worksheet for counting. It contains three rows of drawings, each followed by a square box for writing the count:

- Row 1: 9 circles. Box:
- Row 2: 10 trees. Box:
- Row 3: 15 leaves. Box:



**4. Write 51-100:**


**5. What comes after:**

- |                 |                 |                 |                 |
|-----------------|-----------------|-----------------|-----------------|
| <b>61</b> _____ | <b>64</b> _____ | <b>69</b> _____ | <b>73</b> _____ |
| <b>38</b> _____ | <b>49</b> _____ | <b>99</b> _____ | <b>11</b> _____ |
| <b>79</b> _____ | <b>87</b> _____ | <b>80</b> _____ | <b>19</b> _____ |
| <b>22</b> _____ | <b>44</b> _____ | <b>15</b> _____ | <b>78</b> _____ |
| <b>33</b> _____ | <b>27</b> _____ | <b>55</b> _____ | <b>59</b> _____ |