

**DELHI PUBLIC SCHOOL, DHANBAD**  
**MONTHLY ASSIGNMENT (APRIL, 2026)**


**CLASS-NURSERY**

**DRAWING**


- 1. COLOUR THE PICTURE WITH BRIGHT  
AND BEAUTIFUL COLOURS.**



## 2. COLOUR THE FISH



## 3. COLOUR THE FRUITS





# ALL ABOUT ME

**MY NAME IS**

**MY NAME  
STARTS WITH**



I am




years old


**My favorite color is**



**THIS IS ME**




**I am a**





**BOY**

**GIRL**

**My hair  
colour is**



**My eye  
colour is**



CLASS –NURSERY

CONVERSATION

# MYSELF

- My name is \_\_\_\_\_.
- I am a boy/girl.
- I am \_\_\_\_\_ years old.
- The name of my school is **Delhi Public School, Dhanbad.**
- I read in class Nursery \_\_\_\_\_.
- The name of my principal is **Dr. Sarita Sinha.**
- The name of my class teacher is \_\_\_\_\_.
- My mobile no. is \_\_\_\_\_.



# DELHI PUBLIC SCHOOL, DHANBAD


Class – Nursery | Subject - Maths

Name: \_\_\_\_\_ Section: \_\_\_\_\_

★ Color the Number 1.



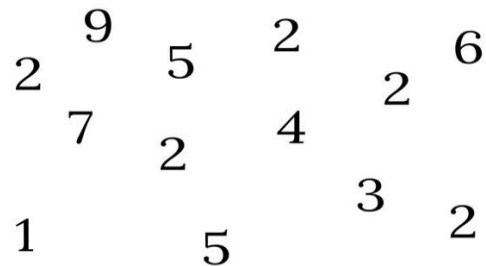
★ Circle on the number 1.



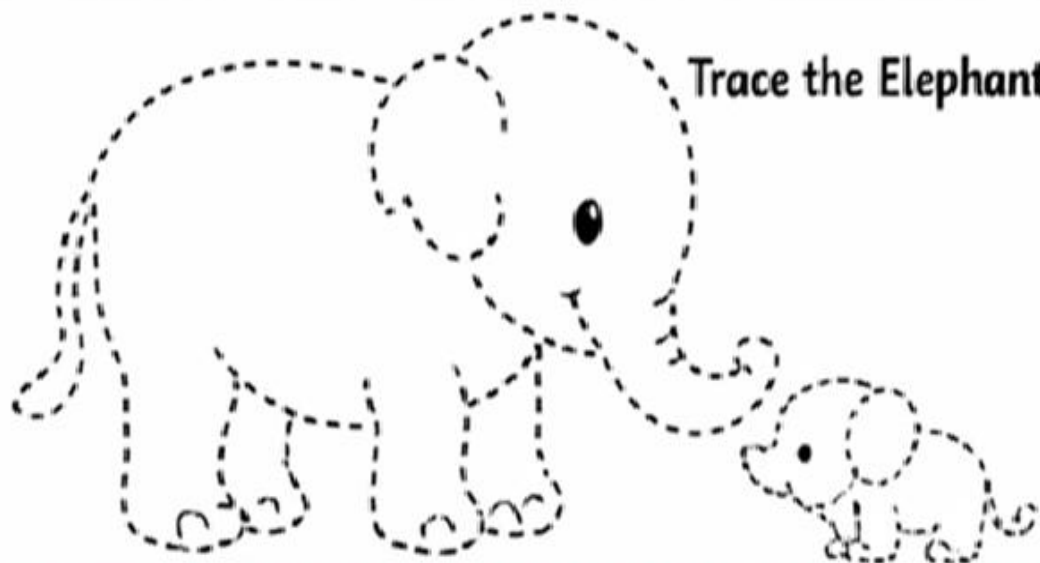
★ Color the Number 2.











★ Circle on the number 2.



## Join the Dots & Colour



★ Thick or Thin ★  
 ★  tick the object which is Thin.

	<input type="checkbox"/>		<input type="checkbox"/>
	<input type="checkbox"/>		<input type="checkbox"/>
	<input type="checkbox"/>		<input type="checkbox"/>
	<input type="checkbox"/>		<input type="checkbox"/>









**TALL VS SHORT**  
 Direction: Look at the things in each box. and circle the one that is tall.

Pre mathematics **CONCEPTS**









**Big - Small**

Look at the pictures in each box and tick  the bigger one

		<input type="checkbox"/>	<input type="checkbox"/>
		<input type="checkbox"/>	<input type="checkbox"/>
		<input type="checkbox"/>	<input type="checkbox"/>
		<input type="checkbox"/>	<input type="checkbox"/>

**Heavy and Light**

Circle the one which is heavy.

Delhi Public School, Dhanbad  
Hindi Assignment ( April)  
Class - Nursery

स्वर अ में गोला लगाएं




अनार



अननस

अ	आ	ऊ
		उ
उ	अ	ऊ
अ	आ	अ

मिलान करे ।



अक्षरों को ट्रेस करें ।

अ अ अ अ

आ आ आ आ

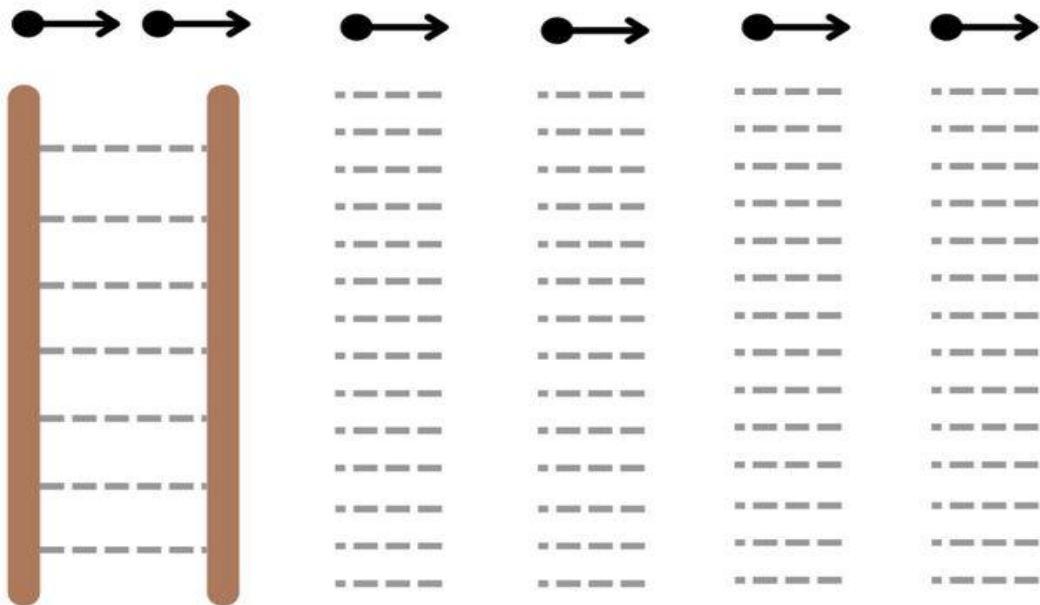

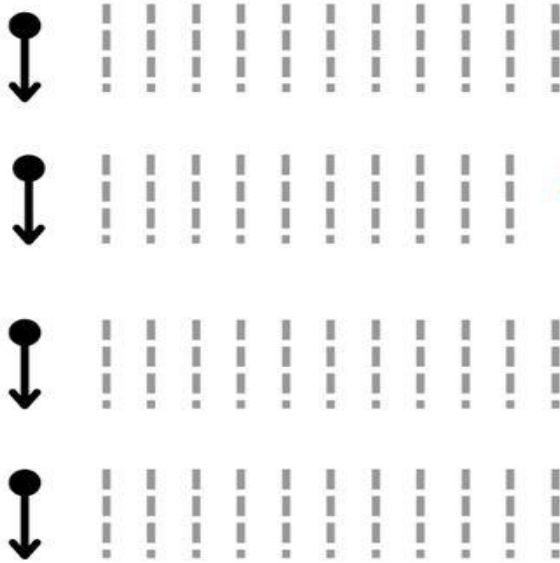
**Delhi Public School, Dhanbad**

**Nursery Maths Assignment (April)**

**Name:** \_\_\_\_\_

**Sec:** \_\_\_\_\_

**Trace Standing & Sleeping Lines**



Trace the lines and colour the picture:

