



ROYAL OAK INTERNATIONAL SCHOOL
SR. SEC. CBSE AFFILIATED (SESSION 2025-26)
HOLIDAY HOME WORK
Class - V



Please note the following :

- Summer vacations will commence from 19th May 2025(Monday) till 30th June 2025(Monday).
 - The school will re-open on 1st July, 2025(Tuesday)
 - Schedule for the submission of HHW is as follows:

English	: 2.7.25 (Wednesday)
Hindi	: 3.7.25 (Thursday)
Maths	: 4.7.25 (Friday)
S.Sci.	: 7.7.25 (Monday)
Science	: 8.7.25 (Tuesday)
 - ❖ For Computer, Gk, Art & Craft (2nd week of July) dates will be given in the classes only by the subject teachers.
 - ❖ Summer HHW -5marks will be added as an Activity marks in Term - I
- Wishing you all a very fruitful and enjoyable vacations.



FOR THE PARENTS

“Holidays are not just a break from work; they’re a chance to reconnect—with yourself, with others, and with the world around you.”

*As we embrace this vacation period, let’s take a moment to
Relax, Reflect, and Recharge!!*

D/P

Namaste !

A vacation is a wonderful chance for children to explore the world beyond textbooks. Remember – **nothing is more powerful for their future than being a gatherer of good ideas and information. That’s called doing your homework.**

“Here’s a list of meaningful activities you can enjoy together as a family.”

- ❖ **Develop the habit of conversing in English at home.** This will help your child enhance vocabulary and communication skills.
- ❖ **Read newspapers with your children** to expose them to current events and build their general awareness and reading habits.
- ❖ **Encourage children** to read their school lessons aloud regularly to improve pronunciation and confidence. Motivate them to watch English or Hindi news channels to enhance their language fluency and comprehension skills.
- ❖ **Spend quality time together.** Share stories from your childhood, flip through old photo albums, and relive precious memories. These moments strengthen the parent-child bond.
- ❖ **Involve children in household chores.** This not only teaches them responsibility but also helps them understand the importance of their role within the family.
- ❖ **Explore informative TV channels together** such as National Geographic, Discovery, and Animal Planet, to help broaden their understanding of the world and spark curiosity about science, nature, and global cultures.
- ❖ **Promote healthy habits.** A sound mind resides in a healthy body – so avoid heavy, oily food and include more fresh fruits, vegetables, and water in their diet.
- ❖ **Practice simple yoga routines like Surya Namaskar** to promote physical well-being and mindfulness. Encourage them to begin their day by greeting elders with respect and warmth.
- ❖ **Ensure proper hydration and nutrition.** Include protein-rich foods like milk, pulses, soybean, nuts, and cheese in their meals to boost immunity and energy.

★ IMPORTANT:

Please ensure that your child revises all the lessons covered in April and May for all subjects to stay in touch with their academic progress.



HAPPY VACATIONS!



TEAM ROIS

STATE : GOA



Goa is located in the western region of India. The state shares its borders with the Arabian Sea to the west, Maharashtra to the north and Karnataka to the south and the east. It is traditionally known as a tourist paradise for its natural scenery, unique beaches, and cultural diversity.

Subjects	Topic	Types of Activities
English	Tourist paradise	<ol style="list-style-type: none"> 1. Write an email to your friend on A4 sheet about your recent visit to Goa and tell your experience. 2. Make a travel brochure of famous places of Goa beaches with their pictures and write few lines about it. (Roll No. 1 to 15) 3. Create a memory book about your summer break and write few lines about it. Use your creativity to make it presentable. (Roll No 16 onwards)
Maths	Population Statistics 	<p>Make a lapbook by finding the population of five major cities / towns in Goa (Panaji, Vasco da Gama, Marrgao, Mapusa, Ponda).</p> <ol style="list-style-type: none"> a) Paste the pictures of the cities and arrange the populations in international place value chart. b) Write the population in expanded form. c) Write the number names of population according to International system. <p>(Learn tables from 2-20) Refer the given picture</p>
Hindi	गोवा की संस्कृति	<p>गोवा की संस्कृति पर परियोजना- गोवा की संस्कृति (जैसे कि गोवा के त्यौहार , व्यंजन और वहां की वेशभूषा) पर परियोजना बनाएं और उसके बारे में विस्तार से लिखें (A3 शीट पर)</p> <p>* अपनी पाठ्य पुस्तक "अविरल हिंदी पाठमाला" और "व्याकरण पुस्तक" के कक्षा में करवाए गए कार्य को याद करें और उसके आधार पर दी गई कार्य पत्रिका को पूरा करें</p>
Science	Polluted Shores	Design a creative poster on effects of pollution on beach ecosystem.
Social studies	Recipe Booklet Flavours of Goa 	<p>Objective: Explore local cuisine and regional diversity.</p> <p>Instructions:</p> <p>Collect 4-5 traditional recipes (sea food, fish curry, fenny and cake etc.)</p> <p>Write ingredients, cooking steps, and cultural importance.</p> <p>Decorate with drawings or photos.</p>
G.K	Collage making	<p>Goa is a vibrant state in India known for its beaches, forts, Churches etc</p> <p>Make a collage of famous forts and churches of Goa and also write few lines about them.</p>

Subjects	Topic	Types of Activities																														
Computer	Explore Goa	<p><u>Activity Title: “Explore Goa – A Fun Table in Excel”</u></p> <p>Objective: To create a table in MS Excel that presents information about the state of Goa using Excel tools.</p> <p>Instructions for the Activity:</p> <ul style="list-style-type: none">➤ Open MS Excel.➤ Create a table (Sample table attached) <table><tr><th>Place Name</th><th>Type</th><th>Visited</th><th>District</th><th>Famous For</th></tr><tr><td>Baga Beach</td><td>Beach</td><td>Yes</td><td>North Goa</td><td>Water Sports</td></tr><tr><td>Fort Aguada</td><td>Fort</td><td>No</td><td>North Goa</td><td>Historical Fort</td></tr><tr><td>Basilica of Bom Jesus</td><td>Church</td><td>No</td><td>South Goa</td><td>Religious Heritage</td></tr><tr><td>Colva Beach</td><td>Beach</td><td>Yes</td><td>South Goa</td><td>Clean Shores</td></tr><tr><td>Dona Paula</td><td>Viewpoint</td><td>No</td><td>North Goa</td><td>Scenic Views</td></tr></table> <ul style="list-style-type: none">➤ Take print out and paste it in a notebook. <p>Do Page no. 43 in book.</p> <p>Draw/Paste various types of storage devices (any 5) and mention its uses on A4/A3 sheet.</p>	Place Name	Type	Visited	District	Famous For	Baga Beach	Beach	Yes	North Goa	Water Sports	Fort Aguada	Fort	No	North Goa	Historical Fort	Basilica of Bom Jesus	Church	No	South Goa	Religious Heritage	Colva Beach	Beach	Yes	South Goa	Clean Shores	Dona Paula	Viewpoint	No	North Goa	Scenic Views
Place Name	Type	Visited	District	Famous For																												
Baga Beach	Beach	Yes	North Goa	Water Sports																												
Fort Aguada	Fort	No	North Goa	Historical Fort																												
Basilica of Bom Jesus	Church	No	South Goa	Religious Heritage																												
Colva Beach	Beach	Yes	South Goa	Clean Shores																												
Dona Paula	Viewpoint	No	North Goa	Scenic Views																												
Art & Craft	Mirror	<p>Make Mirror by using cardboard, Shell, Mirror etc. which depicts an art form of Goa.</p> <p>For Reference :</p> <div></div>																														

HAVE A FUN FILLED VACATION!

