



# DELHI PUBLIC SCHOOL DHANBAD

## NURSERY SYLLABUS 2026-27

MONTH	CONTENT (विषय-वस्तु)	CURRICULUM GOALS (पाठ्यक्रम लक्ष्य)	OBJECTIVE	Activity
<b>APRIL</b> 	<ul style="list-style-type: none"> <li>शब्द सुलेख, शब्द ज्ञान, बालगीत,</li> <li>बीज अक्षर, पल्लव स्वर,</li> <li>स्वर (अ से क्र), वर्णमाला,</li> <li>प्रार्थना, गैद</li> </ul> 	<ul style="list-style-type: none"> <li>✓ अक्षरों की सही पहचान और लेखन की शुरुआत करना।</li> <li>★ शब्दों और ध्वनियों के प्रति रुचि विकसित करना।</li> <li>📖 सुनने, दोहराने और बोलने की आदत को प्रोत्साहित करना।</li> </ul>	<ul style="list-style-type: none"> <li>✓ अक्षरों की सही पहचान</li> </ul>	<ul style="list-style-type: none"> <li>● वर्ण चार्ट पहचानो: बच्चे चार्ट देखकर सही अक्षर पर गोला लगाएँ।</li> </ul>
<b>MAY</b> 	<ul style="list-style-type: none"> <li>शब्द सुलेख, शब्द ज्ञान, बालगीत,</li> <li>बीज अक्षर, पल्लव स्वर,</li> <li>स्वर (ए से ओ),</li> <li>चित्र देखकर पहला वर्ण लिखें, वर्णमाला</li> </ul> 	<ul style="list-style-type: none"> <li>👂 भाषा विकास एवं श्रवण कौशल को मजबूत करना।</li> <li>💬 शब्दों को सुनकर समझने और दोहराने की क्षमता विकसित करना।</li> <li>✋ चित्र देखकर पहचानने और नाम बताने की क्षमता बढ़ाना।</li> </ul>	<ul style="list-style-type: none"> <li>👂 भाषा विकास एवं श्रवण कौशल</li> </ul>	<ul style="list-style-type: none"> <li>● चित्र पहचानो और बोलो: चित्र देखकर नाम बोलें और सही अक्षर से मिलाएँ।</li> </ul>
<b>JUNE</b> 	<ul style="list-style-type: none"> <li>शब्द सुलेख, शब्द ज्ञान, बालगीत,</li> <li>बीज अक्षर, पल्लव स्वर,</li> <li>व्यंजन (क से ज),</li> <li>वर्णमाला (व्यंजन)</li> </ul> 	<ul style="list-style-type: none"> <li>🗣️ ध्वनियों और अक्षरों के बीच सम्बन्ध स्थापित करना।</li> <li>🗣️ उच्चारण एवं बोलचाल कौशल विकसित करना।</li> <li>🧩 भाषाई खेलों के माध्यम से सीखने को मजेदार बनाना।</li> </ul>	<ul style="list-style-type: none"> <li>👁️ श्रवण और दृश्य पहचान कौशल</li> </ul>	<ul style="list-style-type: none"> <li>● अक्षर मिलान खेल: व्यंजन कार्ड मिलाकर उनकी आवाज बोलें।</li> </ul>
<b>JULY</b> 	<ul style="list-style-type: none"> <li>शब्द सुलेख, शब्द ज्ञान, बालगीत,</li> <li>बीज अक्षर, पल्लव स्वर,</li> <li>व्यंजन (च से ण),</li> <li>चित्र पहचान, वर्णमाला</li> </ul> 	<ul style="list-style-type: none"> <li>👁️ दृश्य पहचान और शब्द भंडार को विकसित करना।</li> <li>🧠 चित्रों के माध्यम से समझने की क्षमता बढ़ाना।</li> <li>❤️ धैर्य, ध्यान के साथ देखना और बताना सीखना।</li> </ul>	<ul style="list-style-type: none"> <li>💡 सृजनात्मकता और कल्पनाशक्ति</li> </ul>	<ul style="list-style-type: none"> <li>● चित्र से अक्षर चुनो: चित्र देखकर सही अक्षर कार्ड चुनें और चिपकाएँ।</li> </ul>
<b>AUGUST</b> 	<ul style="list-style-type: none"> <li>शब्द सुलेख, शब्द ज्ञान, बालगीत,</li> <li>बीज अक्षर, पल्लव स्वर,</li> <li>व्यंजन (त से न),</li> <li>चित्र देखकर शब्द लिखें</li> </ul> 	<ul style="list-style-type: none"> <li>💡 सृजनात्मकता और कल्पनाशक्ति को बढ़ावा देना।</li> <li>✍️ स्वतंत्र लेखन की प्रारंभिक समझ विकसित करना।</li> <li>😊 रचनात्मक गतिविधियों में रुचि बढ़ाना।</li> </ul>	<ul style="list-style-type: none"> <li>🧠 स्मरण शक्ति</li> </ul>	<ul style="list-style-type: none"> <li>● चित्र देखकर लिखो: चित्र देखकर पहला शब्द लिखने का प्रयास करें।</li> </ul>
<b>SEPTEMBER</b> 	<ul style="list-style-type: none"> <li>शब्द सुलेख, शब्द ज्ञान, बालगीत,</li> <li>बीज अक्षर, पल्लव स्वर,</li> <li>व्यंजन (य से श्र), संयुक्त व्यंजन,</li> <li>अध्यास कार्य, क्रियाकलाप</li> </ul> 	<ul style="list-style-type: none"> <li>🧠 स्मरण शक्ति और ध्यान केंद्रित करने की क्षमता विकसित करना।</li> <li>🌱 सीखने की आदत और नियमितता को प्रोत्साहित करना।</li> <li>★ आत्मविश्वास के साथ अभिव्यक्ति करना</li> </ul>	<ul style="list-style-type: none"> <li>👧 हिंदी हमारी पहचान</li> </ul>	<ul style="list-style-type: none"> <li>● वर्कशीट गतिविधि: वर्ण पूरा करें, मिलान करें और रंग भरें।</li> </ul>

अ आ इ क

★ रोज सीखें, नए शब्द लिखें - हिंदी की ओर कदम बढ़ाएँ! ★

हिंदी हमारी पहचान



# DELHI PUBLIC SCHOOL DHANBAD

## Nursery Hindi Syllabus 2026-27



### MONTH

### CONTENT (विषय-वस्तु)

### CURRICULUM GOALS (पाठ्यक्रम लक्ष्य)

### OBJECTIVE (उद्देश्य)

### गतिविधियाँ (Activities)

#### OCTOBER



- शब्द सुलेख, शब्द ज्ञान, बालगीत
- बीज अक्षर, पल्लव स्वर
- दो वर्ण वाले शब्द, वाक्य
- सरल शब्द पहचान

- भाषा की ध्वनियों से परिचय और शब्द भंडार का विकास
- सुनने, बोलने और समझने की क्षमता में वृद्धि



उच्चारण और शब्द रचना

गतिविधि : फ्लैश कार्ड से दो वर्ण वाले शब्द बनाओ।



#### NOVEMBER



- शब्द सुलेख, शब्द ज्ञान, बालगीत
- बीज अक्षर, पल्लव स्वर
- तीन वर्ण वाले शब्द, वाक्य

- पठन-पाठन में रुचि और समझ विकसित करना
- शब्दों के निर्माण और अभिव्यक्ति कौशल को मजबूत करना



पढ़ने की आदत

गतिविधि : चित्र देखकर सही शब्द लिखो।



#### DECEMBER



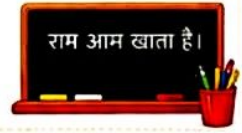
- शब्द सुलेख, शब्द ज्ञान, बालगीत
- बीज अक्षर, पल्लव स्वर
- तीन अक्षर वाले शब्द और वाक्य

- शब्दों की पहचान और वाक्य निर्माण क्षमता विकसित करना
- आत्मविश्वास के साथ अभिव्यक्ति को बढ़ाना



वाक्य संरचना

गतिविधि : शब्दों से वाक्य बनाओ और लिखो।



#### JANUARY



- शब्द सुलेख, शब्द ज्ञान, बालगीत
- बीज अक्षर, पल्लव स्वर
- चार अक्षर वाले शब्द, वाक्य

- भाषा विकास और सांस्कृतिक समझ को बढ़ाना
- कहानी, कविता और गीतों के माध्यम से सीखना



भाषा विकास और सांस्कृतिक समझ

गतिविधि : अपने परिवार के बारे में तीन वाक्य बोलो।



#### FEBRUARY



- शब्द सुलेख, शब्द ज्ञान, बालगीत
- बीज अक्षर, पल्लव स्वर
- वाक्य बनाना, चित्र पहचान

- चित्र, शब्द और वाक्य को समझने की क्षमता बढ़ाना
- रचनात्मक सोच और कल्पनाशक्ति को प्रोत्साहित करना



रचनात्मक सोच

गतिविधि : दिए गए चित्र को देखकर एक छोटा वाक्य लिखो।



#### MARCH



- शब्द सुलेख, शब्द ज्ञान, बालगीत
- बीज अक्षर, पल्लव स्वर
- वाक्य पढ़ना और लिखना
- पुनरावृत्ति, क्रियाकलाप, अभ्यास कार्य

- समग्र भाषा विकास और आत्मविश्वास बढ़ाना
- सीखे हुए ज्ञान का प्रयोग करना और आनंदपूर्वक सीखना



समग्र विकास और आत्मविश्वास

गतिविधि : किसी को नहीं कम में लगाओ और वाक्य बनाओ।

**Delhi Public School, Dhanbad**  
**Syllabus 2026-27 (Class Nursery)**

**Subject: Maths**

**Break-Up Syllabus with NEP 2020 Domains & Curriculum Goals**

**Name of Books**

1. Maths Pre Primer Book
2. Seedling Part 1
3. Seedling Has Fun Part 1
4. Seedling Part 2
5. Seedling Part 3
6. Getting Ready to be a Sapling
7. Seedling Has Fun Part 2
8. Second Activity Book

**HALF YEARLY (April – September)**

Month	Domain	Topic (Book Reference)	Activity	Curriculum Goal (NEP 2020)
April	<b>Pre-Number Concepts</b>	Big/Small, Tall/Short, Colours & Shapes (Seedling Part 1, Maths Pre Primer)	Sorting objects, Colouring shapes	CG-1: Develops observation & classification skills
May	<b>Counting Readiness</b>	Numbers 1–5 (Maths Pre Primer, Seedling Part 2)	Count & match, Finger counting	CG-2: Builds number sense through experiential play
June	<b>Comparison</b>	More/Less, Heavy/Light (Seedling Has Fun Part 1)	Tick/cross activities, Balance scale play	CG-3: Learns logical thinking & reasoning
July	<b>Writing Readiness</b>	Tracing 1–10 (Seedling Part 3, Second Activity Book)	Dotted tracing, Sand tray writing	CG-4: Develops fine motor skills & writing readiness
Aug	<b>Shapes &amp; Space</b>	Circle, Square, Triangle (Seedling Part 2)	Shape hunt, Clay modelling	CG-5: Spatial awareness & creativity
Sept	<b>Numbers Expansion</b>	Numbers 11–20 (Maths Pre Primer, Getting Ready to be a Sapling)	Count & write, Oral practice	CG-6: Strengthens sequential counting & memory

**ANNUAL (October – February)**

<b>Month</b>	<b>Domain</b>	<b>Topic (Book Reference)</b>	<b>Activity</b>	<b>Curriculum Goal (NEP 2020)</b>
Oct	<b>Patterns &amp; Sequencing</b>	Simple patterns (Seedling Has Fun Part 2)	Bead stringing, Colour patterns	CG-7: Recognises order & rhythm
Nov	<b>Measurement</b>	Long/Short, Thick/Thin (Seedling Part 3)	Ribbon comparison, Pencil sorting	CG-8: Understands measurement through play
Dec	<b>Numbers in Daily Life</b>	Count objects in environment (Seedling Part 1, Second Activity Book)	Count toys, fruits, classroom items	CG-9: Applies maths in real-life context
Jan	<b>Ordinal Numbers</b>	First, Second, Third (Seedling Part 2)	Race games, Line-up activities	CG-10: Learns sequencing & position
Feb	<b>Revision &amp; Integration</b>	Mixed exercises from all books	Worksheets, Group games	CG-11: Consolidates concepts through experiential learning

# DELHI PUBLIC SCHOOL

## Class Nursery Syllabus

### SUBJECT: ENGLISH

#### Name of Books

1. Seedling Pattern Writing | 2. Seedling (Part – I) | 3. Seedling (Part – II) | 4. Seedling (Part – III) | 5. Seedling Has Fun (Part – I) | 6. Seedling Has Fun (Part – II)  
7. Seedling Get Set and Go! | 8. Getting Ready / To Be a Sapling | 9. English Pre-Primer | 10. Second Activity Book | 11. Alphabet Writing Book | 12. English Rhymes Book

#### Month-wise Plan (April – March)

Month	Books	Topics	Objectives
<b>April</b>	<ul style="list-style-type: none"> <li>Seedling Pattern Writing</li> <li>Seedling – I</li> <li>Seedling Has Fun</li> <li>Rhymes</li> </ul>	<ul style="list-style-type: none"> <li>✓ Written: Pattern Writing (↑ ↓ ← → C D M U O)</li> <li>✓ Seedling – I</li> <li>✓ Make Sia / Sia Knows</li> <li>✓ Prayer</li> </ul>	<ul style="list-style-type: none"> <li>◆ Develop fine motor skills through pattern tracing</li> <li>◆ Introduce the concept of story characters</li> <li>◆ Build listening and speaking skills via prayer recitation</li> <li>◆ Familiarise students with the school environment</li> </ul>
<b>May</b>	<ul style="list-style-type: none"> <li>Seedling – I</li> <li>Seedling Has Fun – I</li> <li>Rhymes</li> <li>Second Activity Book</li> </ul>	<ul style="list-style-type: none"> <li>✓ Talk about Sia's family</li> <li>✓ Letters: li, Ll, Tt, Ff, Jj</li> <li>✓ Pattern Writing</li> <li>✓ London Bridge, One Two ...</li> </ul>	<ul style="list-style-type: none"> <li>◆ Build vocabulary related to family members</li> <li>◆ Recognise and write letters I, L, T, F, J (upper &amp; lower case)</li> <li>◆ Strengthen pencil grip and stroke control</li> <li>◆ Develop phonemic awareness through rhymes</li> </ul>
<b>June</b>	<ul style="list-style-type: none"> <li>Seedling – I</li> <li>Seedling Has Fun – I</li> <li>Rhymes</li> <li>Second Activity Book</li> </ul>	<ul style="list-style-type: none"> <li>✓ Famous Sera the Camel</li> <li>✓ Parts of a plant, Vegetables, Fruits</li> <li>✓ Letters: Cc, Oo, Aa, Dd, Pp</li> <li>✓ Animals – Wild / Farm</li> <li>✓ After a Bath ...</li> </ul>	<ul style="list-style-type: none"> <li>◆ Comprehend a simple narrative and answer questions</li> <li>◆ Identify and name common plants, vegetables, and fruits</li> <li>◆ Recognise and write letters C, O, A, D, P</li> <li>◆ Classify animals as wild or farm animals</li> <li>◆ Build oral language through action rhymes</li> </ul>
<b>July</b>	<ul style="list-style-type: none"> <li>Seedling – II</li> <li>Seedling Has Fun – I</li> <li>Second Activity Book</li> <li>Rhymes</li> </ul>	<ul style="list-style-type: none"> <li>✓ Letters: Gg, Qq, Bb, Rr, Pp</li> <li>✓ Hh, Nn, Qq, Bb, Mm, Rr</li> <li>✓ Learn the letters, The Cat</li> <li>✓ Good Morning, The Cat</li> </ul>	<ul style="list-style-type: none"> <li>◆ Recognise and write letters G, Q, B, R, P</li> <li>◆ Consolidate letters H, N, Q, B, M, R</li> <li>◆ Read simple two- and three-letter words</li> <li>◆ Practise greetings and social language</li> </ul>
<b>August</b>	<ul style="list-style-type: none"> <li>Seedling – II</li> <li>Seedling Has Fun – II</li> <li>Second Activity Book</li> <li>Rhymes</li> </ul>	<ul style="list-style-type: none"> <li>✓ Lib. Recap – 2 / Colours, Animal Homes</li> <li>✓ Letters: Ss, Ff, Ee, Uu, Kk, Vv, Ww, Xx, Yy, Zz</li> <li>✓ Recapitulation of Letters</li> <li>✓ Ding Dong Bell, Hickory Dickory</li> </ul>	<ul style="list-style-type: none"> <li>◆ Revise colours and identify animal habitats</li> <li>◆ Complete all 26 alphabet letters (upper &amp; lower case)</li> <li>◆ Consolidate letter recognition and formation</li> <li>◆ Develop rhythm and memory through nursery rhymes</li> </ul>
<b>September</b>	<ul style="list-style-type: none"> <li>Seedling – II</li> <li>Seedling Has Fun – II</li> <li>Second Activity Book</li> <li>Rhymes</li> </ul>	<ul style="list-style-type: none"> <li>✓ Write small letters A to Z</li> <li>✓ Write capital letters A to Z</li> <li>✓ Words with vowel sounds</li> <li>✓ Exercises from book (practice)</li> <li>✓ Building Blocks – My School</li> </ul>	<ul style="list-style-type: none"> <li>◆ Write all lower-case letters fluently</li> <li>◆ Write all upper-case letters fluently</li> <li>◆ Identify short vowel sounds (a, e, i, o, u) in words</li> <li>◆ Reinforce letter–sound correspondence through exercises</li> <li>◆ Build vocabulary related to the school environment</li> </ul>

Month	Books	Topics	Objectives
<b>October</b>	<ul style="list-style-type: none"> <li>Seedling Part – III</li> <li>Eng. Pre-Primer Book</li> <li>Second Activity Book</li> <li>Rhymes</li> </ul>	<ul style="list-style-type: none"> <li>✓ Vocabulary &amp; Letters</li> <li>✓ Transport, Neighbours, Road</li> <li>✓ Reading and Learning – 2</li> <li>✓ Alphabet Practice</li> <li>✓ Read and Write Spellings</li> <li>✓ Mummy &amp; Daddy, Little Bo Peep</li> </ul>	<ul style="list-style-type: none"> <li>◆ Expand sight-word vocabulary</li> <li>◆ Identify modes of transport and community helpers</li> <li>◆ Develop early reading comprehension skills</li> <li>◆ Consolidate alphabet writing speed and accuracy</li> <li>◆ Spell simple three- to four-letter words</li> <li>◆ Enjoy and memorise classic nursery rhymes</li> </ul>
<b>November</b>	<ul style="list-style-type: none"> <li>Seedling Part – III</li> <li>Eng. Pre-Primer</li> <li>Second Activity Book</li> <li>Rhymes</li> </ul>	<ul style="list-style-type: none"> <li>✓ Recapitulation / Exercises</li> <li>✓ Concept of Yourself</li> <li>✓ New Words</li> <li>✓ Hot Cross Buns, I am a Little ...</li> </ul>	<ul style="list-style-type: none"> <li>◆ Revise and reinforce all concepts covered so far</li> <li>◆ Use words to describe oneself (name, age, likes)</li> <li>◆ Introduce new vocabulary in context</li> <li>◆ Build confidence in oral recitation</li> </ul>
<b>December</b>	<ul style="list-style-type: none"> <li>Getting Ready – To be a Sapling</li> <li>Second Activity Book</li> <li>Eng. Pre-Primer</li> <li>Rhymes</li> </ul>	<ul style="list-style-type: none"> <li>✓ Recap A–Z, a–z</li> <li>✓ Reading and Writing Skill / Write Sentences</li> <li>✓ Concept of a / an</li> <li>✓ I See the Moon / Humpty Dumpty</li> </ul>	<ul style="list-style-type: none"> <li>◆ Consolidate full alphabet knowledge</li> <li>◆ Construct and write simple sentences</li> <li>◆ Correctly use articles 'a' and 'an'</li> <li>◆ Develop appreciation for classic rhymes</li> </ul>
<b>January</b>	<ul style="list-style-type: none"> <li>Getting Ready – To be a Sapling</li> <li>Pre-Primer Book</li> <li>Second Activity Book</li> <li>Rhymes Book</li> </ul>	<ul style="list-style-type: none"> <li>✓ Recap of Letters / Beginning Sounds</li> <li>✓ This and That, Use of AND</li> <li>✓ a / and / This and That</li> <li>✓ Engine Number Nine, Teddy Bear</li> </ul>	<ul style="list-style-type: none"> <li>◆ Revise beginning consonant sounds</li> <li>◆ Use demonstrative pronouns 'this' and 'that' correctly</li> <li>◆ Apply joining word 'and' to form compound sentences</li> <li>◆ Improve fluency and expression through rhyme</li> </ul>
<b>February</b>	<ul style="list-style-type: none"> <li>Seedling Get Set and Go!</li> <li>Alphabet Writing Book</li> <li>Second Activity Book</li> <li>Rhymes</li> </ul>	<ul style="list-style-type: none"> <li>✓ Oral Revision &amp; Written Exercise</li> <li>✓ Small and Capital (Cursive)</li> <li>✓ Opposites and Colours</li> <li>✓ Revision</li> </ul>	<ul style="list-style-type: none"> <li>◆ Revise all oral and written concepts</li> <li>◆ Introduce cursive writing for small and capital letters</li> <li>◆ Understand and use opposite word pairs; revise colours</li> <li>◆ Prepare for year-end assessment</li> </ul>
<b>March</b>	<ul style="list-style-type: none"> <li>Seedling Get Set and Go!</li> <li>Alphabet Writing Book</li> <li>Second Activity Book</li> <li>Rhymes</li> </ul>	<ul style="list-style-type: none"> <li>✓ Oral Revision &amp; Written Exercise</li> <li>✓ Small and Capital (Cursive)</li> <li>✓ Places Around Us / Story Time</li> <li>✓ Revision</li> </ul>	<ul style="list-style-type: none"> <li>◆ Consolidate all year's oral and written learning</li> <li>◆ Practise cursive script for both cases</li> <li>◆ Identify and name familiar community places; enjoy stories</li> <li>◆ Complete comprehensive revision for smooth transition to Class LKG</li> </ul>

# DELHI PUBLIC SCHOOL, DHANBAD







## BREAK UP SYLLABUS FOR 2026-27








### CLASS – NURSERY

**SUBJECT – GENERAL KNOWLEDGE  
BOOK – PICTURE BOOK PART B**



MONTH	TOPIC	CONCEPTS COVERED (CURRICULUM GOALS AS PER NEP 2020)
APRIL	Cartoon, Me & Myself, Colours 	Develops self-awareness and identity; builds observation skills through colours and visuals; encourages expression and communication. (NEP 2020: Holistic Development, Critical Thinking, Communication)
MAY	Birthday Party 	Promotes social skills and values; introduces celebrations and good habits; encourages sharing and empathy. (NEP 2020: Social & Emotional Development, Values)
JUNE	Our Neighbourhood, Drawing room. 	Helps children understand their surroundings and spaces; encourages curiosity and observation. (NEP 2020: Knowledge of Surroundings, Inquiry, Environmental Awareness)
JULY	Farm 	Introduces farm animals and life on the farm; fosters respect for living beings and nature. (NEP 2020: Environmental Awareness, Empathy)
AUGUST	Garden & Insect 	Builds awareness about plants and insects; encourages exploration of nature and biodiversity. (NEP 2020: Environmental Awareness, Curiosity)
SEPTEMBER	In the garden, Transport 	Introduces means of transport and their use; supports vocabulary development and classification. (NEP 2020: Conceptual Understanding, Language & Literacy)

★ The goals are aligned with NEP 2020 principles of Holistic, Integrated, Play-based and Experiential Learning. ★

MONTH	TOPIC	CONCEPTS COVERED (CURRICULUM GOALS AS PER NEP 2020)
<b>OCTOBER</b>	Birds, Flowers 	Encourages observation of birds and flowers; develops appreciation for nature and beauty. (NEP 2020: Aesthetic Appreciation, Environmental Awareness)
<b>NOVEMBER</b>	Play ground, Zoo 	Promotes physical activity and awareness of wild animals; encourages movement and active learning. (NEP 2020: Health & Well-being, Experiential Learning)
<b>DECEMBER</b>	Super Market, Railway Station 	Introduces community places and services; understands roles of people and importance of transport. (NEP 2020: Knowledge of Surroundings, Life Skills)
<b>JANUARY</b>	Toys , Dressing room 	Develops sorting, naming and categorizing skills; understands clothing and daily routines. (NEP 2020: Cognitive Development, Life Skills)
<b>FEBRUARY</b>	Kitchen & Dining room, season. 	Introduces kitchen items, meal habits and seasons; encourages healthy habits and awareness of changes. (NEP 2020: Health & Well-being, Environmental Awareness)

### NEP 2020 KEY LEARNING PRINCIPLES FOCUSED



Holistic Development



Experiential Learning



Integrated Learning



Social & Emotional Learning



Critical Thinking & Curiosity



Communication & Expression



Learning through play, exploration and joy builds a strong foundation for a happy and confident learner.





# DELHI PUBLIC SCHOOL

NURSERY – LIFE SKILLS & MORAL VALUES

2026-27

April

## CLEANLINESS

I keep myself clean.



Clean hands, healthy life!

May

## SHARING

I share my toys and things with others.



Sharing makes us happy!

June

## RESPECT

I respect my parents, teachers and everyone.



Respect earns respect.

July

## HONESTY

I always tell the truth.



Honesty is the best policy.

August

## FRIENDSHIP

I am kind and helpful to my friends.



Good friends make life better!

September

## GRATITUDE

I say "Thank you" and appreciate others.



Be thankful for all good things.

GOOD VALUES TODAY, BETTER TOMORROW!



# DELHI PUBLIC SCHOOL

NURSERY – LIFE SKILLS & MORAL VALUES

2026-27

October

## HELPFULNESS

I help others in need.



Small help, big happiness!

November

## PATIENCE

I wait calmly and do not get angry.



Patience brings peace.

December

## KINDNESS

I am kind to everyone.



Kindness comes from the heart.

January

## COURAGE

I face my fears and try new things.



Be brave, be strong!

February

## LOVE

I love and care for my family and friends.



Love makes everything beautiful.

March

## FORGIVENESS

I say sorry and forgive others.



Forgiveness makes us better.

GOOD VALUES TODAY, BETTER TOMORROW!

# SUB - DRAWING / ART AND CRAFT

Class : Nursery

Books : 1) Fun with Art and Craft Book  
2) Seedling expression Book

Break up syllabus (April to September)

Month	Topic	Activity	Curriculum Goal
<b>APRIL</b> 	Save the Earth & My Friend and Me	<b>Earth Day Collage</b> - Children paste green and blue paper pieces to make Earth and draw their friends around it. 	<ul style="list-style-type: none"> <li>Develop environmental awareness, social bonding, creativity, and fine motor skills through coloring and pasting activities.</li> </ul>
<b>MAY</b> 	Mother's Day, Cool Watermelon & Yum Dessert	<b>Fruit Printing Activity</b> - Use watermelon/lemon pieces for painting prints on paper cards for Mother's Day. 	<ul style="list-style-type: none"> <li>Encourage sensory exploration, appreciation for family, creativity, and color recognition.</li> </ul>
<b>JUNE</b> 	Jungle Fun & My School Bus	<b>Animal Mask Making</b> - Children create simple jungle animal masks using paper plates and crayons. 	<ul style="list-style-type: none"> <li>Improve imagination, hand-eye coordination, and understanding of animals and school surroundings.</li> </ul>
<b>JULY</b> 	Shapes Drawing, Fly High & Doctor Doctor	<b>Shape Hunt Activity</b> - Children identify and paste circle, square, triangle, and rectangle cut-outs to make objects like rockets or houses. 	<ul style="list-style-type: none"> <li>Help children recognize basic shapes, improve observation skills, and encourage problem-solving through art.</li> </ul>
<b>AUGUST</b> 	Janmashtami, Drawing with letters A-E & I Love India	<b>Tricolor Hand Printing</b> - Children make the Indian flag using orange, white, and green handprints. 	<ul style="list-style-type: none"> <li>Build patriotic feelings, alphabet familiarity, creativity, and confidence in artistic expression.</li> </ul>
<b>SEPTEMBER</b> 	Drawing with letters F, G, H, I, J and Rainy Day	<b>Rainy Day Finger Painting</b> - Children make clouds, raindrops, and umbrellas using finger dabbing and crayons. 	<ul style="list-style-type: none"> <li>Develop letter recognition through drawing, improve fine motor skills, and encourage creativity related to weather concepts.</li> </ul>

# SUB – DRAWING / ART AND CRAFT

## Break up syllabus (October to March)

Month	Topic	Activity	Curriculum Goal
<b>OCTOBER</b> 	Drawing with letters K, L, M, N, O, P and Festival of Lights	<b>Saper Diya Decoration Activity –</b> Children identify and decorate paper diyas using glitter and stickers. 	<ul style="list-style-type: none"> <li>Enhance alphabet-based drawing skills, improve hand-eye coordination, and introduce cultural festival awareness.</li> </ul>
<b>NOVEMBER</b> 	Drawing with letters Q, R, S, T, U, V and Winter/Children's Day	<b>Balloon Printing Art –</b> Children dip balloons in paint and print patterns on paper. 	<ul style="list-style-type: none"> <li>Encourage creative expression, strengthen grip control, and help children identify shapes and textures.</li> </ul>
<b>DECEMBER</b> 	Drawing with letters W, X, Y, Z and Christmas	<b>Christmas Tree Craft –</b> Tear-and-paste green paper pieces to make a Christmas tree. 	<ul style="list-style-type: none"> <li>Build creativity, improve tearing and pasting skills, and introduce celebration themes through art.</li> </ul>
<b>JANUARY</b> 	Drawing with numbers 1–10 and Flower Drawing	<b>Number Art Activity –</b> Turn numbers into simple objects (example: 2 into a swan, 8 into a snowman). 	<ul style="list-style-type: none"> <li>Connect numbers with creative thinking, develop imagination, and improve pencil control.</li> </ul>
<b>FEBRUARY</b> 	Free-hand drawing – Flowers, Fruits, Birds, Scenery and Bug Drawing	<b>Nature Observation Drawing –</b> Children observe real leaves/flowers and draw them freely. 	<ul style="list-style-type: none"> <li>Promote observation skills, free expression, confidence in drawing, and understanding of nature.</li> </ul>
<b>MARCH</b> 	Free-hand drawing and "My Page"	<b>My Favourite Thing Drawing –</b> Children draw anything they like and explain it to the class. 	<ul style="list-style-type: none"> <li>Encourage independent creativity, self-expression, confidence in speaking, and overall artistic development.</li> </ul>