









# DELHI PUBLIC SCHOOL

## MONTHLY ASSIGNMENT (JULY)








### SUB - ENGLISH

NAME\_\_\_\_\_ SEC\_\_


## 1. Write This/That


- 1) \_\_\_\_\_ is a computer game.  
- 2) \_\_\_\_\_ are lorries.  
- 3) \_\_\_\_\_ is a camera.  
- 4) \_\_\_\_\_ is a kite.  
- 5) \_\_\_\_\_ are balls.  
- 6) \_\_\_\_\_ are watches.  


## 2. Write Singular/ Plural

	apple	apple__
	ball	ball__
	frog	frog__
	plate	plate__
	book	book__
	chick	chick__
	tree	tree__

### 3. Write A/An

1.  \_\_\_\_ pot.

7.  \_\_\_\_ note.

2.  \_\_\_\_ gun.

8.  \_\_\_\_ cup.

3.  \_\_\_\_ elf.

9.  \_\_\_\_ donut.


4.  \_\_\_\_ ant.

10.  \_\_\_\_ can.

5.  \_\_\_\_ pan.

11.  \_\_\_\_ cap.

6.  \_\_\_\_ nose.

12.  \_\_\_\_ kite.

### 4. Write This/That

1. What is \_\_\_\_\_?



2. What are \_\_\_\_\_?



3. What is \_\_\_\_\_?



4. What are \_\_\_\_\_?



5. What is \_\_\_\_\_?



6. What are \_\_\_\_\_?



7. What is \_\_\_\_\_?



8. What are \_\_\_\_\_?



## 5. Fill in the blanks with A/An


1. It is \_\_\_\_\_ astronaut.



2. It is \_\_\_\_\_ balloon.



3. It is \_\_\_\_\_ okra.



4. It is \_\_\_\_\_ car.



5. It is \_\_\_\_\_ earring.



6. It is \_\_\_\_\_ house.



7. It is \_\_\_\_\_ alligator.



8. It is \_\_\_\_\_ purse.



9. It is \_\_\_\_\_ kite.



10. It is \_\_\_\_\_ island.



## 6. Choose This/That and write

1. \_\_\_\_\_ is my friend. →



2. \_\_\_\_\_ is Disneyland. →



3. \_\_\_\_\_ is an elephant →



4. \_\_\_\_\_ is our house. →



5. \_\_\_\_\_ is a mouse. →



# DELHI PUBLIC SCHOOL, DHANBAD

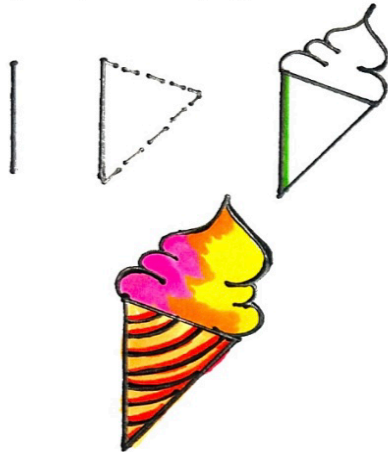
## MONTHLY ASSIGNMENT (JULY)2025

### CLASS - PREP


NAME - \_\_\_\_\_ SECTION- \_\_\_\_\_

**DRAW AND COLOUR THE PICTURES BY FOLLOWING  
THE STEPS GIVEN**

I for Ice-cream



J for Jug



## COLOUR THE HAPPY FROG !



## COLOUR THE RAINY DAY ESSENTIALS!





## A RAINY DAY



# DELHI PUBLIC SCHOOL, DHANBAD









## MATHS MONTHLY ASSIGNMENT JULY CLASS. PREP

Name \_\_\_\_\_

Date \_\_\_\_\_

AW

Count and circle the correct numbers

 6    5    7    8	 3    4    5    6
 1    2    3    4	 9    8    10    2
 9    6    10    2	 5    2    9    8
 10    3    8    2	 1    10    5    9



Draw the line to match the numbers to the correct number names

20

21

22

23

24

25

26

27

28

29

30

Twenty

Twenty-four

Twenty-six

Twenty-nine

Twenty-five

Twenty-two

Twenty-eight

Twenty-three

Thirty

Twenty-one

Twenty-seven

2/4



## TABLE OF 4

$4 \times 1 = \square$

$4 \times 2 = \square$

$4 \times 3 = \square$

$4 \times 4 = \square$

$4 \times 5 = \square$

$4 \times 6 = \square$

$4 \times 7 = \square$

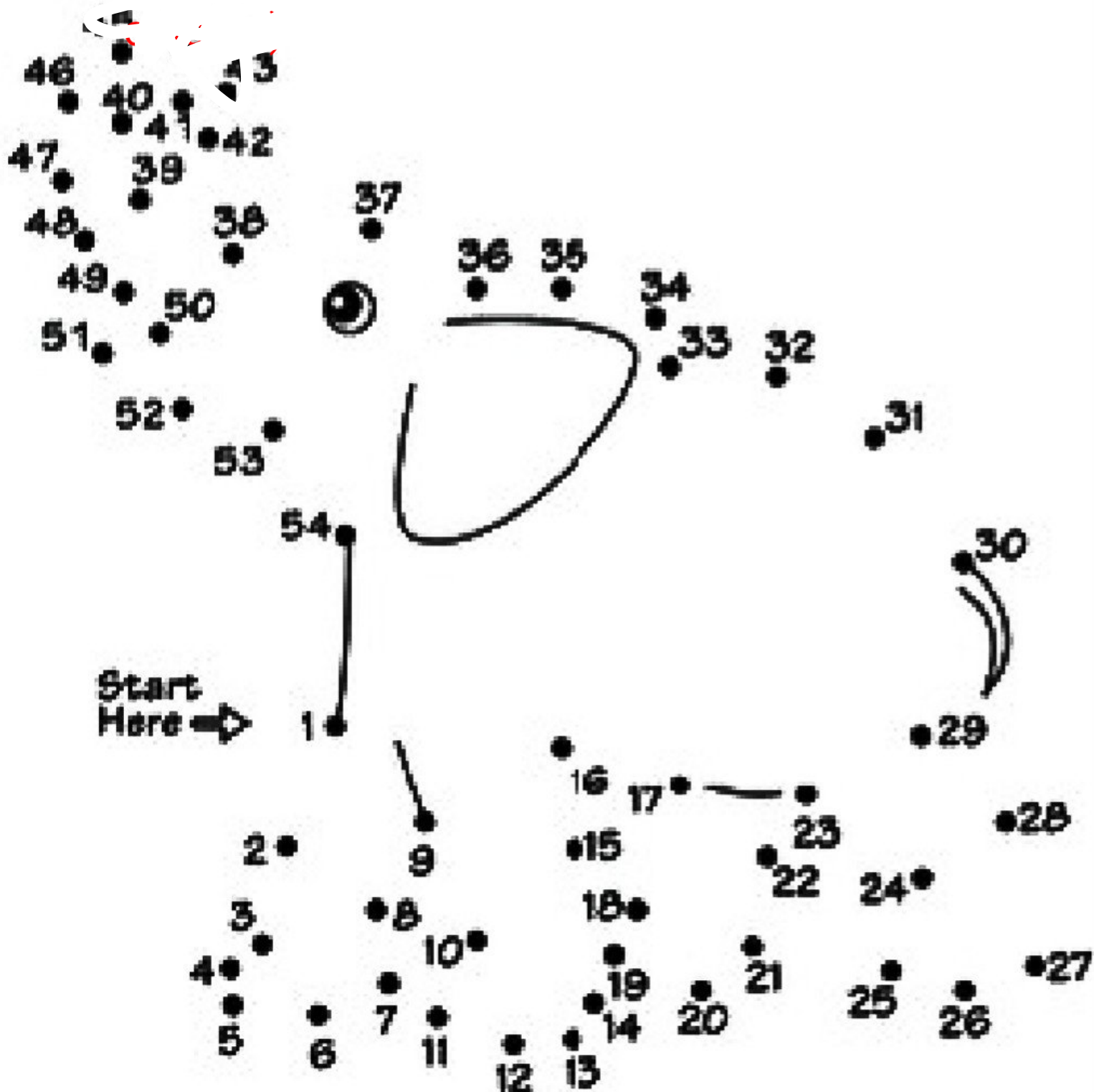
$4 \times 8 = \square$

$4 \times 9 = \square$

$4 \times 10 = \square$

Join the dots 1 - 50 and complete the picture (use bright colours and fill it)

---



**DELHI PUBLIC SCHOOL, DHANBAD**

**CLASS – PREP**

**HINDI MONTHLY ASSIGNMENT**

**(JULY)**

**NAME \_\_\_\_\_ SEC \_\_\_\_\_**

**1. चित्र पहचाने :-**



**2. खाली स्थान भरे :-**

(क) राधा \_\_\_\_\_ पढ़ । ( अखबार / आम )

(ख) लाल लाल \_\_\_\_\_ खा । ( टमाटर / गमला )

(ग) राम \_\_\_\_\_ चख । ( आम / गमला )

(घ) आसमान पर \_\_\_\_\_ छाया ।

(छाता / बादल )

(ङ) अपना \_\_\_\_\_ याद कर । ( पाठ / मामा )



### 3. दिए गए चित्रों के लिए सही शब्द चुने :-



खत घर



मटर कलम



पल नल



बरगद सरकस



शहर शहद



अदरक अचकन



फल हल

10

दस बस



यह तब



कलम कमल

### 4. मिलान करें :-



माला



जाल



पान

बादल



गाजर

नाव

तबला



कान

दवात

छाता





5. शब्दों को चित्रों से मिलाएँ:-



काटना



गाजर



गमला



चावल



दवात



सारस

6. "आ" की मात्रा लगा कर लिखे:-

1. छ + आ =

2. ख + आ =

3. ग + आ =

4. ठ + आ =

5. च + आ =

6. क + आ =

7. ज + आ =

8. झ + आ =

9. ट + आ =

10. घ + आ =



# DELHI PUBLIC SCHOOL

Class - Prep

## RAINY SEASON

- ☁️ Rainy season begins in June and ends in September.
- ☁️ It comes after summer season .
- ☁️ We use umbrellas, raincoats and boots in this season .
- ☁️ We like to have hot drinks in this season.
- ☁️ Farmers grow crops in the rainy season .
- ☁️ We can see Rainbow in the sky .
- ☁️ I love rainy season.

