

# DELHI PUBLIC SCHOOL, DHANBAD

## COMPUTER ASSIGNMENT ( AUGUST ) 2024-2025

NAME \_\_\_\_\_ CLASS – 1 \_\_\_\_\_ ROLL NO. \_\_\_\_\_

Let's learn more about the keyboard.

Use the correct fingers for the keyboard while typing.



Lable the following computer keyboard keys using the words Provided below:-



Enter key

Number Keys

Arrow Keys

Space Bar

Shift Key

Backspace

# Match

the following keyboard parts with its uses.

The diagram shows the following keyboard parts and their uses:

- Arrow keys (Up, Down, Left, Right):** To move up, down, left and right
- Numeric keypad (7-0, Home, Pg Up, End, Pg Dn, Ins):** To type numbers from 0 to 9
- Main keyboard (QWERTY layout):** To type alphabets from A to Z
- Enter key:** To enter the next line
- Delete key:** To erase or delete the characters
- Spacebar:** To give a space between letters or words

**DELHI PUBLIC SCHOOL**  
**ASSIGNMENT FOR THE MONTH**  
**OF AUGUST**

SUB : ENGLISH

CLASS : I

NAME \_\_\_\_\_ SEC \_\_\_\_\_

I. Complete the sentences with the correct word from the box.

(a) John ! Why are \_\_\_\_\_  
Standing there ?

(b) Praneel and Rahul are coming with  
me to the park. \_\_\_\_\_  
will play there.

( c ) May \_\_\_\_\_ borrow your  
book please ?

( d ) \_\_\_\_\_ is a very good boy.

( e ) \_\_\_\_\_ is my mother.

( f ) Where is the ball ? Oh ! \_\_\_\_\_  
Is under the table.

(g) \_\_\_\_\_ are my friends.

I, we, you, she ,  
It, they, he

II. Complete the words using a , e , i , o , u

(i) p\_\_\_\_\_r r\_\_\_\_\_t

(vii) g\_\_\_\_\_t \_\_\_\_\_

(ii) c\_\_\_\_\_k \_\_\_\_\_

(viii)\_\_\_\_\_r\_\_\_\_\_n g \_\_\_\_\_

(iii) b \_\_\_\_\_ t

(ix) r\_\_\_\_\_b b\_\_\_\_\_r

(iv) t r \_\_\_\_\_n

(x) p \_\_\_\_\_c\_\_\_\_\_c k

(v) h\_\_\_\_\_t\_\_\_\_\_t

(vi) a n\_\_\_\_\_m\_\_\_\_\_l

III. Make short sentences with the following words :

bird - .....  
.....

fruit- .....  
.....

table - .....  
.....

parents-.....

.....

school- .....

.....

IV. Rewrite the sentences using capital letter and full stop.

( a ) it is very cold today.

---

(b) there are lovely flowers in the garden

---

(c) peter is my best friend

---

# DELHI PUBLIC SCHOOL, DHANBAD.

## Hindi Assignment (August) 2024-25

Name : \_\_\_\_\_

Class : 1

Sec : \_\_\_\_\_

1) दिए गए शब्दों को सही क्रम में लिखकर वाक्य बनाओ –

क) चिड़िया है बैठी पेड़ पर।

उ०) –

ख) में रख कपड़े दो अलमारी।

उ०) –

ग) है में रहा मैदान नीरज खेल।

उ०) –

घ) दीपक उड़ा रहा पतंग है।

उ०) –

2) पढ़ो और शब्दों को सही जगह पर लिखो।

-			७		
1)		कंगन	पलँग	1)	
2)		बाँटना	गंदा	2)	
3)		कंधा	पाँव	3)	
4)		बंदर	आरंभ	4)	
5)		महँगा	अनंत	5)	
6)		बाँसुरी	लहंगा	6)	

3) ु और ू की मात्रा से वाक्य बनाओ।

क) गुड़िया -

ख) दयालु -

ग) कटु -

घ) सूरज -

ङ) दूध -

च) खजूर -

छ) भूखा -

ज) झूला -




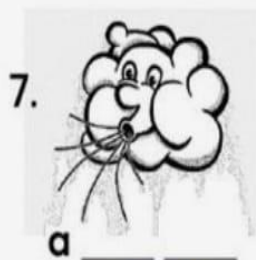
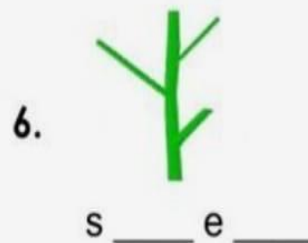

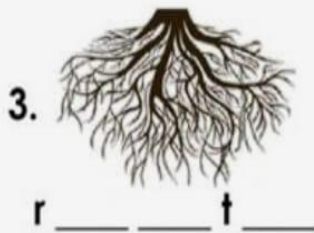
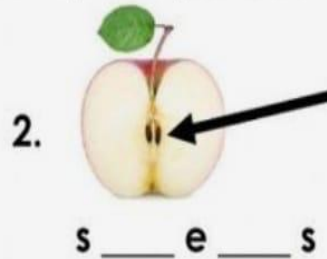

झ) मुकुट -

DELHI PUBLIC SCHOOL, DHANBAD

EVS ASSIGNMENT ( AUGUST ) 2024-2025

NAME \_\_\_\_\_ CLASS – 1 \_\_\_\_\_ ROLL NO. \_\_\_\_\_

**Direction:** Write the missing letter on the space provided.





**B. Choose True or False.**

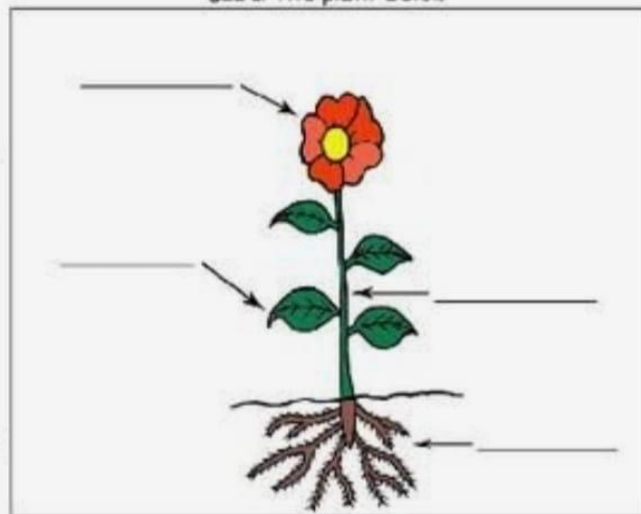
1. All plants are big and strong.
2. Rose plant is a herb.
3. Climbers have weak stems.
4. Animals and birds take shelter in trees.
5. We should cut down trees.

Stems and leaves

Fill-in the missing words from the word bank below.

<u>Word Bank</u>	
food	support
leaves	
sunlight	sizes

Label the plant below



Stems help to \_\_\_\_\_ the plant and keep it upright.

Leaves are very important as they make \_\_\_\_\_ for the plant, \_\_\_\_\_ also catch the sunlight.

Plants need \_\_\_\_\_ to make food.

Leaves come in all shapes and \_\_\_\_\_.

# DELHI PUBLIC SCHOOL, DHANBAD

## Maths Monthly Assignment (August' 2024)

Name : \_\_\_\_\_ Class: 1 \_\_\_\_\_ Roll No : \_\_\_\_\_

Q1. a) Add –

$$\begin{array}{r} 3 \\ + 4 \\ \hline \end{array}$$

$$\begin{array}{r} 3 \\ + 3 \\ \hline \end{array}$$

$$\begin{array}{r} 0 \\ + 6 \\ \hline \end{array}$$

$$\begin{array}{r} 2 \\ + 2 \\ \hline \end{array}$$

$$\begin{array}{r} 4 \\ + 4 \\ \hline \end{array}$$

$$\begin{array}{r} 7 \\ + 2 \\ \hline \end{array}$$

$$\begin{array}{r} 8 \\ + 1 \\ \hline \end{array}$$

$$\begin{array}{r} 9 \\ + 1 \\ \hline \end{array}$$

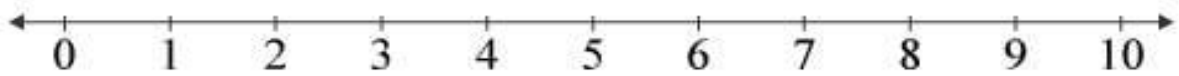
$$\begin{array}{r} 6 \\ + 4 \\ \hline \end{array}$$

$$\begin{array}{r} 3 \\ + 5 \\ \hline \end{array}$$

$$\begin{array}{r} 0 \\ + 8 \\ \hline \end{array}$$

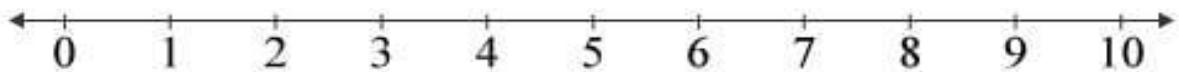
$$\begin{array}{r} 7 \\ + 3 \\ \hline \end{array}$$

**Q2. Add on the number line –**



$$3 + 5 = \square$$

---



$$2 + 4 = \square$$

---

**Q3. Write the table of 7 –**

$7 \times 1 = \underline{\hspace{2cm}}$

$7 \times 6 = \underline{\hspace{2cm}}$

$7 \times 2 = \underline{\hspace{2cm}}$

$7 \times 7 = \underline{\hspace{2cm}}$

$7 \times 3 = \underline{\hspace{2cm}}$

$7 \times 8 = \underline{\hspace{2cm}}$


$7 \times 4 = \underline{\hspace{2cm}}$

$7 \times 9 = \underline{\hspace{2cm}}$


$7 \times 5 = \underline{\hspace{2cm}}$

$7 \times 10 = \underline{\hspace{2cm}}$

**Q4. Count and write the number and their number names –**



.....



.....