



DELHI PUBLIC SCHOOL, DHANBAD
MONTHLY ASSIGNMENT (SEPTEMBER) 2025

CLASS - PREP

NAME - _____ SECTION - ____

**DRAW AND COLOUR THE PICTURES BY FOLLOWING
THE STEPS GIVEN**


O for Octopus




P for Penguin



Q for Queen



R for Rabbit



Primary Colours

What primary colours do you know?



Red



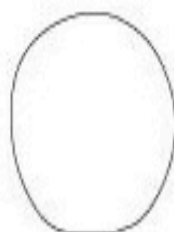
Yellow




Blue

Secondary Colours


Let's mix primary colours to get secondary colours.




Red



Yellow




Orange




Blue




Yellow




Green



Red



Blue



Purple

🎨 Fill the flower pot with
beautiful colours



COLOUR THE FACE OF GODDESS DURGA

(No black colour)



PRACTICE THE SAME WITH COLOURING







Prepare a Dussehra Craft (symbolizing victory of good over evil) using the materials of your choice in the scrap book .

DELHI PUBLIC SCHOOL

English Monthly Assignment (September)

Name_____ Sec____


1. WRITE THE CORRECT ANIMAL SOUND



2. CIRCLE THE CORRECT OPTION




- Moo
- Meow



- Oink
- Neigh



- Bleat
- Oink



- Quack
- Roar



- Bark
- Neigh



- Roar
- Ribbit



- Moo
- Meow



- Trump-et
- Hoot

3. WRITE THE MISSING LETTER



..... irl



..... un



..... at



..... en



..... og



..... ey



..... ak



..... ug



..... p



..... nkpot

4. WRITE THE CORRECT VOWELS



h__n



s__n



w__b



m__n



d__g



s__t



b__t



b__g



b__x



d__g

5. Write *A-Z*

Four sets of handwriting practice lines. Each set consists of four horizontal lines: a top red line, two middle blue lines, and a bottom red line. These lines are provided for writing the uppercase alphabet from A to Z.

6. Write *a - z*

Four sets of handwriting practice lines. Each set consists of four horizontal lines: a top red line, two middle blue lines, and a bottom red line. These lines are provided for writing the lowercase alphabet from a to z.

DELHI PUBLIC SCHOOL DHANBAD

CLASS - PREP Sub - Maths

MONTH -- September 2025

Name _____ Sec _____

Addition by drawing lines

$$\begin{array}{r} \text{a) } 4 \\ + 2 \\ \hline \end{array}$$

$$\begin{array}{r} \text{b) } 6 \\ + 3 \\ \hline \end{array}$$

$$\begin{array}{r} \text{c) } 5 \\ + 4 \\ \hline \end{array}$$

$$\begin{array}{r} \text{d) } 7 \\ + 1 \\ \hline \end{array}$$


$$\begin{array}{r} \text{e) } 9 \\ + 1 \\ \hline \end{array}$$

$$\begin{array}{r} \text{f) } 2 \\ + 8 \\ \hline \end{array}$$



Subtraction by drawing lines

a)
$$\begin{array}{r} 6 \\ - 4 \\ \hline \end{array}$$



b)
$$\begin{array}{r} 9 \\ - 2 \\ \hline \end{array}$$




c)
$$\begin{array}{r} 8 \\ - 4 \\ \hline \end{array}$$



d)
$$\begin{array}{r} 5 \\ - 2 \\ \hline \end{array}$$



e)
$$\begin{array}{r} 8 \\ - 2 \\ \hline \end{array}$$




f)
$$\begin{array}{r} 4 \\ - 1 \\ \hline \end{array}$$



g)
$$\begin{array}{r} 9 \\ - 5 \\ \hline \end{array}$$



h)
$$\begin{array}{r} 8 \\ - 5 \\ \hline \end{array}$$



Greater than, Less than & Equal

Mark Correct One $>$, $<$, $=$



9

$>$

4

15

9

18

11

6

19

20

4

8

16

5

8

9

5

14

12

14

12

16

12

14

20

Write the missing number.

Before	
	10
	8
	5
	9
	2
	1
	4
	7

After	
3	
6	
8	
1	
5	
7	
4	
2	

Between		
5		7
3		5
1		3
4		6
7		9
2		4
6		8
0		2

Write the numbers

☒ 7 seven

☐ twenty

☐ thirty

☐ twenty six

☐ seventeen

☐ fourteen

☐ twenty eight

☐ ten

☐ nineteen

☐ twenty three

☐ twenty five

☐ nine

Table of 6

6	×	0	=	_____
6	×	1	=	_____
6	×	2	=	_____
6	×	3	=	_____
6	×	4	=	_____
6	×	5	=	_____
6	×	6	=	_____
6	×	7	=	_____
6	×	8	=	_____
6	×	9	=	_____
6	×	10	=	_____

DELHI PUBLIC SCHOOL

HINDI MONTHLY ASSIGNMENT

(September)

Name _____ Sec _____

1. दिए गए शब्दों में से फलों के नाम में गोला लगाएँ:-







खरबूजा	अमरूद	मूली	तराजू	फूल
झूला	तरबूज	फूलदान	कबूतर	त्रिशूल

2. चित्रों के नाम वर्ग पहली में खोज कर गोला कीजिए:-

रु	मा	ल	गु
प	सा	तु	ला
या	बु	ल	ब
खु	न	सी	लु



3. मिलान करें :-

	जूता
	भालू
	तराजू
	झूला
	सूरज
	दूध

4. खाली स्थान भरें-

	तरा.....
ल
	ख.....र
हा
ला
ता

5. दिए गए चित्रों की सहायता से सही उत्तर चुन कर वाक्यों को पूरा करें।:-

बाग से _____ चुन कर ला ।



_____ इधर उधर भाग रही थी।



सुधीर _____ पहन कर बाहर आ।



_____ इधर उधर मत रख।



6. अक्षरों को मिला कर नए शब्द बनाइए:-

सु	मन	सुमन
	राही	
	नार	

पु	राना	पुराना
	कार	
	जारी	

7. पाठन अभ्यास :-



सूरज चमका ।

फूल खिला ।

धूप निकली ।

नीरू छत पर जा ।

कबूतर आ ।

दाना खा ।



DELHI PUBLIC SCHOOL

Monthly Assignment (September)

Class – Prep. Sub – Conversation

Name: _____ Sec: _____

TOPIC – TABLE MANNERS

1. We should wash our hands before and after each meal
2. We should use clean napkins and use it properly
3. We should chew the food with our mouth close
4. We shouldn't drop, throw or grab food from others plate
5. We shouldn't waste our food
6. We should put the plates by ourselves in the wash basin

Colour the picture

