

Delhi Public School, Dhanbad

Holiday Assignment (May and June)

Class - Nursery

Subject - Hindi

Name _____ Sec _____



स्वर पहचानो और मज़ा करो



1. स्वर पहचानो (चित्र देखकर अक्षर पहचानो)

अ



अनार

आ



आम

इ



इमली

ई



ईगल

उ



उल्लू

ऊ



ऊँट

2. रंग भरो



3. पेस्टिंग एक्टिविटी



अ आ उ



“अ” से शुरू होने वाली चीज़ चिपकाओ

“आ” से शुरू होने वाली चीज़ चिपकाओ

4. घेरा बनाओ



सिर्फ “अ” और “आ” से शुरू होने वाली चीज़ों को घेरो !



मुझे स्वर सीखना अच्छा लगता है!





स्वर (अ से ऊँ) - गतिविधि पत्र




चित्र को काटकर सही स्थान पर चिपकाएँ और नीचे दिए चित्र को रंग भरें।

अ

चित्र यहाँ
चिपकाएँ

रंग भरें -



आ

चित्र यहाँ
चिपकाएँ

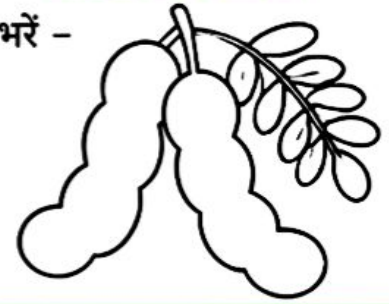
रंग भरें -



इ

चित्र यहाँ
चिपकाएँ

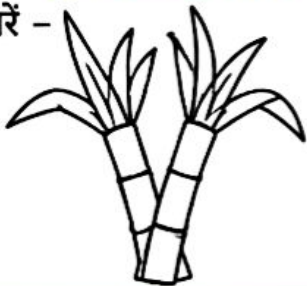
रंग भरें -



ई

चित्र यहाँ
चिपकाएँ

रंग भरें -



उ

चित्र यहाँ
चिपकाएँ

रंग भरें -



ऊँ

चित्र यहाँ
चिपकाएँ

रंग भरें -



अनार



आम



इमली



ईख



उल्लू



ऊँट





ग्रीष्म ऋतु का आनंद




मुझे गर्मियों के फल बहुत पसंद हैं!

1. यहाँ अपना फोटो चिपकाएं

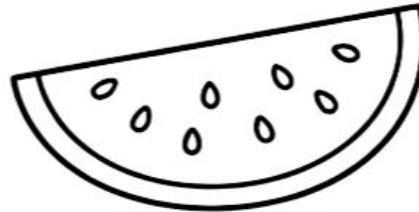
यहाँ अपना फोटो चिपकाएं
(आम / तरबूज / अंगूर
या कोई भी गर्मियों का फल
खाते हुए)




2. रंग भरो (Colouring Activity)



आम




तरबूज



अंगूर

3. पेस्टिंग एक्टिविटी



पीले रंग के कागज से
आम बनाकर
यहाँ चिपकाएं

4. तुम्हें फल खाना कैसा लगता है?

सही चेहरे पर ✓ लगाओ



मुझे गर्मियों में फल खाकर बहुत खुशी होती है!




Delhi Public School, Dhanbad

Name: _____ Section: _____


Subject: Maths

Summer Holiday Assignment

Color the Number 3.




Circle on the number 3.




Color the Number 4.



Circle on the number 4.




Count and circle:



4

2


3



3

2

4




2

3


1

Count and match:

1




2



3



4




Delhi Public School.

Class. NURSERY.

ENGLISH ASSIGNMENT.

LEARN.

A



arrow



ant



aeroplane



apple

B



balloon



boat



ball



bee

C



cat



car



cup



cupcake

D



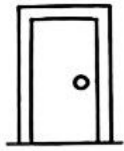
duck



drum




dog




door

E




elephant



envelope




egg



eraser

F



fish



flower



flag



fan

G



grapes



gift




glasses



guitar

H




hat



house

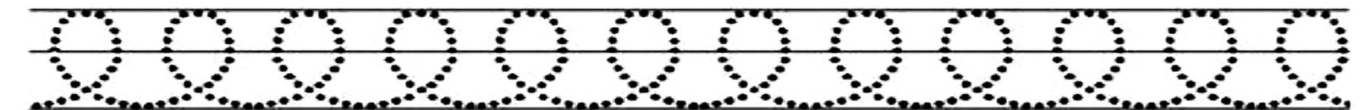
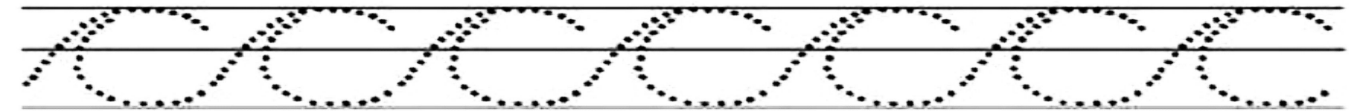
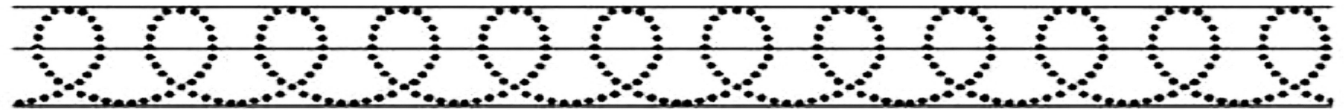
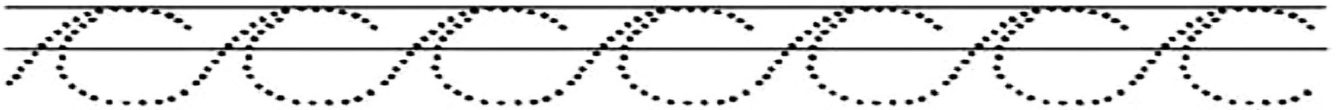
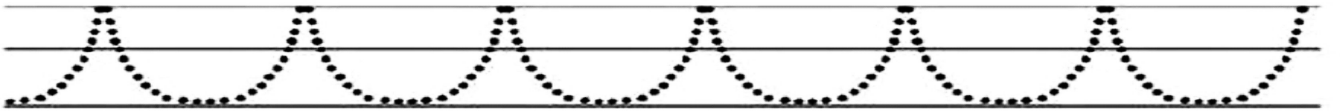
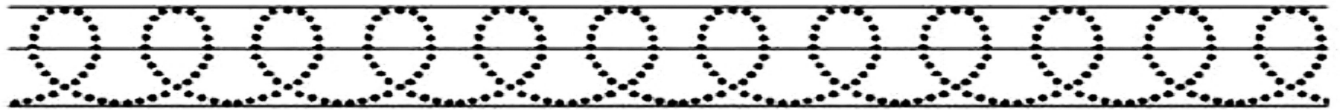
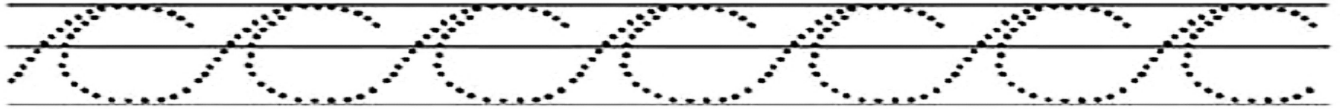


horse



helicopter

Trace the pattern.





A to L WORKSHEET



★ Trace the letters and draw the pictures. Colour them neatly. ★


1 **A a** - Apple

A a




2 **B b** - Ball

B b



3 **C c** - Cat

C c




4 **D d** - Dog

D d




5 **E e** - Elephant

E e




6 **F f** - Fish

F f



7 **G g** - Grapes

G g



8 **H h** - House

H h



9 **I i** - Ice Cream

I i



10 **J j** - Jug

J j



11 **K k** - Kite

K k



12 **L l** - Lion

L l



Trace the letters neatly.



Colour the drawings.



Say the letter sound aloud.



DELHI PUBLIC SCHOOL DHANBAD
HOLIDAY ASSIGNMENT
DRAWING

NAME : _____ CLASS : _____

1. COLOUR THE PICTURE WITH BRIGHT COLOURS.



2. COLOUR THE YUMMY WATERMELON.



3. COLOUR THE IMAGES .



4. COLOUR THE ICE CREAMS .



DELHI PUBLIC SCHOOL NURSERY GK



DEAR PARENTS,

To help our Nursery kids learn about sense organs during the summer break, we are giving a simple, fun project.



TOPIC: My 5 Sense Organs

TASK: Paste any **ONE** picture for each sense organ.

OBJECTIVE: Child will identify eyes, ears, nose, tongue, skin and what we use them for.

★ HOW TO DO THE PROJECT: ★


- 1 Take an A4 size chart or notebook page.
- 2 Divide into 5 boxes. Label them: **Eyes, Ears, Nose, Tongue, Skin.**
- 3 In each box, paste 1 picture of something we sense with that organ.

EXAMPLES:

- **Eyes** → Picture of a rainbow / sun / book
 - **Ears** → Picture of a drum / bell / bird
 - **Nose** → Picture of a flower / fruit / perfume
 - **Tongue** → Picture of ice cream / mango / cake
 - **Skin** → Picture of ice / soft teddy / rough sandpaper
- 4 Parent can write 1 line under each: "We see with our eyes".

MATERIALS NEEDED:

-  Chart Paper
-  Glue
-  Scissors
-  Old Magazines
-  Crayons for Labeling

 This activity improves **GK, vocabulary,** and **fine motor skills.**



HAPPY HOLIDAYS!





MY 5 SENSE ORGANS



EYES



We see with
our eyes.

EARS



We hear with
our ears.

NOSE



We smell with
our nose.

TONGUE



We taste with
our tongue.

SKIN



We feel with
our skin.



INSTRUCTIONS FOR PARENTS:



- ✓ Use old magazines, newspaper, or printed pictures from phone.
- ✓ Let the child do the pasting. You may help with cutting.
- ✓ Practice with child: Point to picture and ask "What is this?"
Which body part do we use?"
- ✓ Submission: First day after holidays.
Child should be able to name all 5 sense organs.





DELHI PUBLIC SCHOOL DHANBAD

SUBJECT:
GENERAL CONVERSATION

CLASS:
NURSERY

1. What do you do
with your eyes?

★ I see with my eyes.



2. What do you do
with your ears?

★ I hear with my ears.



3. What do you do
with your hands?

★ I wash with my hands.



4. What do you do
with your legs?

★ I walk with my legs.



5. What do you do
with your nose?

★ I smell with my nose.

